



Sunnyslope County Water District

BOARD OF DIRECTORS

REGULAR MEETING

District Office Board Room/Teleconference



3570 Airline Hwy., Hollister, CA

NOTICE & AGENDA

JUNE 23, 2026

Regularly Scheduled Board Meeting - 5:15PM

IN PERSON PUBLIC ACCESS TO DISTRICT MEETINGS IS AVAILABLE AND REMOTE ACCESS CAN BE OBTAINED THROUGH THE FOLLOWING ACCESS POINTS:

ZOOM MEETING ACCESS LINK

<https://us06web.zoom.us/j/85679568962?pwd=1YIYEzJlVY8b0XRgdwRubdAGC587ah.1>

Passcode: SSCWD

Or Telephone: Dial + 1 (669) 444-9171 and when prompted enter Meeting ID: 856 7956 8962

Dial in Passcode: 421242

ADDITIONAL INSTRUCTIONS TO JOIN MEETING

<https://us06web.zoom.us/meetings/85679568962/invitations?signature=whIjgIElyPEMkSMIdT1Q8Ols-a2i02yKau3XIZHhSc0>

HEALTH AND SAFETY GUIDELINES

Public access to this meeting is provided both in person and through electronic viewing. Virtual meeting access will continue to be provided as a public convenience until further notice. Remote viewing interruptions due to internet quality, power outages or other factors may occur and will not stop the meeting while a quorum is present in the Board Room; To ensure the health, safety, and welfare of those in attendance, all attendees must comply with any procedures/instructions announced by the Board of Directors or as directed by Staff prior to commencement of the meeting. Face coverings will be provided if health concerns dictate and will be made available upon request. The meeting will be available through Zoom for those who wish to join remotely. Anyone requiring accommodation may contact the Main Office at: (831) 637-4670 a minimum of 24 hrs prior to the start of the meeting.

Mission Statement:

“Our Mission is to provide safe, reliable, and high-quality water and wastewater services to our customers and all future generations in an environmentally and financially responsible manner.”

A. CALL TO ORDER - ROLL CALL

President Alcorn _____, Vice President Martinez _____, Director Buzzetta _____,
Director Brown _____, and Director Perez-Kenny _____.

- B. PUBLIC COMMENT ON CLOSED SESSION MATTERS** – When agendized, members of the public may address the Board on the item or items listed on the Closed Session agenda, with a time limit of three minutes per speaker.

CLOSED SESSION @ 5:00PM

- C. CLOSED SESSION PURSUANT TO GOVERNMENT CODE SECTIONS: **None****

REGULAR SESSION @ 5:15PM

D. PLEDGE OF ALLEGIANCE

- E. REPORT IN OPEN SESSION ACTION TAKEN IN CLOSED SESSION: **None****

- F. APPROVAL OF AGENDA** – Any requests to postpone consideration of an agenda item or move an item forward on the agenda will be considered at this time.

- G. PUBLIC COMMENTS and AUDIENCE INTRODUCTIONS** – The public may comment¹ on any District business, not on the agenda, with a time limit of three minutes per speaker. To make a public comment in person please fill out a “Speaker Card” and return to the Minutes Clerk prior to speaking. When virtual meeting access is provided, please use the “hand-raise” feature and you will be called upon to speak. No action may be taken by the Board during the public comment period.

- H. CONSENT AGENDA** – Members of the Board and/or members of the public may pull matters from the Consent Agenda. Any matter pulled from the Consent Agenda requiring action shall be moved to New Business and treated as a matter of new business, or for matters needing clarification shall be moved to Staff Reports and addressed by the respective staff. The public may address the Board² on these items, not to exceed 3 minutes, when the Board reviews each pulled item.

1. Approve Minutes of the Board
 - Regular Board Meeting – May 19, 2026 (page 1)
 2. Receive and Accept Allowance of Claims for Disbursements from May 1, 2026 Through May 30, 2026 (page 8)
 3. Receive and Accept Engineering Services Monthly Status Report (page 11)
 4. Receive and Accept Finance Manager Monthly Status Reports:
 - a) Narrative Report (page 13)
 - b) Operation Summary (page 22)
 - c) Statement of Income (page 25)
 - d) Investment Summary (page 27)
 - e) Board Designated Reserves (page 28)
 5. Receive and Accept Superintendent Monthly Status Reports:
 - a) Maintenance (page 29)
 - b) City Meter Reading (page 34)
 - c) Groundwater Level Measurement (page 35)
 6. Receive and Accept General Manager Monthly Status Report (page 36)
- I. NEW BUSINESS** – The Board will review and discuss agenda items and take action or direct staff to return to the Board for action at a following meeting. The public may address the Board² on these items as the Board reviews each item when directed to do so.
1. Consider Approval Of Resolution No. 619 Adopting The 2025 Urban Water Management Plan And Water Shortage Contingency Plan (Not A Project Per CEQA Article 20, Section 15378.) (page 37)
 2. Adoption Of Resolution No. 620 Amending The District Miscellaneous Fees And Charges For Services (Not a project per CEQA Article 18, Section 15373.) (page 49)
 3. Approval Of Resolution No. 621 Accepting And Adopting The Fiscal Year 2026-27 Operations Budget And Capital Budget (Not A Project Per CEQA Article 20, Section 15378.) (page 55)

J. STATUS REPORT

1. Governance Committee (MA, DB) – (No Meeting)
2. Water / Wastewater Committee (DB, OM) – (No Meeting)
3. Finance Committee (MA, JB) – (Meeting Held June 5, Budget Review)
4. Policy and Procedure Committee (JB, AP-K)– (No Meeting)
5. Employee and Personnel Committee (DB, MA) – (Meeting Held June 12, Management and Board compensation discussion.)
6. Water Resources Association of San Benito County (OM, Alt. DB) – (Meeting Held June 4, Director Dee Brown attended)

K. BOARD and STAFF REPORTS

1. Directors
2. District Counsel
3. General Manager – General Manager Report (Oral Report)

L. FUTURE AGENDA ITEMS

1. July 28, 2026 Public Hearing to accept public input regarding the Ridgemark Sewer Flat Rate.

M. ADJOURNMENT

Upon request, Sunnyslope County Water District (SSCWD) will make a reasonable effort to provide written agenda materials in appropriate alternative formats, languages or disability-related modification or accommodation, including auxiliary aids or services, to enable all individuals to participate in public meetings. SSCWD will also make a reasonable effort to provide translation services upon request. Please submit a written request, including your name, mailing address, phone number and brief description of the requested materials and preferred alternative format or auxiliary aid or service as soon as possible in advance of the meeting.

Next Regular Board Meeting – July 28th, 2026 @ 5:15 p.m., District Admin Office

AGENDA DEADLINE: July 22nd @ 12:00 p.m.

Future Scheduled Committee Meetings

Water Resources Association of San Benito County – August 6th, 2026 @ 4pm

- ¹The person speaking is requested to fill out a speaker card stating items on which they wish to comment to be properly recognized during communications from the public and address comments to the Board of Directors. A limit of three (3) minutes per speaker is requested to allow others an opportunity to comment. Board members may ask questions of the speaker, but no action may be taken, and no discussion may be held on non-agenized items raised by the public. The General Manager may refer the matter to the proper personnel for review.
- ²The person speaking is requested to fill out a speaker card stating their name, address, and items on which they wish to comment to be properly recognized during communications from the public and address comments to the Board of Directors. Please limit your comment to three (3) minutes. Please step up to and speak at the podium.

MINUTES
Regular Meeting of the Board of Directors
of the
SUNNYSLOPE COUNTY WATER DISTRICT
May 19th, 2026

A. CALL TO ORDER: The meeting was called to order at 5:15 p.m. by President Alcorn, at the Sunnyslope County Water District office, 3570 Airline Highway, Hollister, California.

ROLL CALL: Present in Person: President Michael Alcorn (MA), Vice President Orlando Martinez (OM), Director Dee Brown (DB), Director Jerry Buzzetta (JB), Director Alexis Perez-Kenny (APK).

B. PUBLIC COMMENTS ON CLOSED SESSION MATTERS:

No closed session items scheduled for discussion.

C. CLOSED SESSION PURSUANT TO GOVERNMENT CODE SECTIONS:

No items scheduled for discussion.

D. PLEDGE OF ALLEGIANCE:

Director Martinez led those in attendance in the Pledge of Allegiance.

E. REPORT IN OPEN SESSION ACTION TAKEN IN CLOSED SESSION:

No items were on the agenda for discussion.

F. APPROVAL OF AGENDA: President Alcorn asked the Board if there were any requests to postpone or modify the agenda. No requests were made, and the meeting proceeded as scheduled.

G. PUBLIC COMMENTS AND AUDIENCE INTRODUCTIONS: The Board welcomed members of the public and opened the meeting to public comments regarding matters not itemized on the agenda. No public comments were received.

Staff Present for Open Session: In Person: General Manager/Secretary Drew Lander, Executive Assistant/Stenographer Madison Koester, Finance and Human Resources Manager Barry Kelly, and Principal Engineer Robert Hillebrecht.

Via Teleconference: Assistant Finance Manager Dana Sullivan and Water/Wastewater Superintendent Jose Rodriguez.

H. CONSENT AGENDA:

1. Approval of Minutes for:

Regular Board Meeting of April 28th, 2026.

Special Board Meeting of April 28th, 2026- District Tour.

2. Allowance of Claims – The Board reviewed the Disbursement Summary (below) for the period of April 1, 2026 through April 30, 2026, totaling \$2,531,038.35 including \$1,236,085.46 for payments to vendors, \$435,713.47 for Payroll, and \$498,218.78 paid to the City of Hollister for collection of City sewer billings (net of our fees).

<u>Date</u>	<u>Number</u>	<u>Name</u>	<u>Amount</u>
4/2/2026	54951	Ace Hardware (Johnson Lumber Co.)	457.36
4/2/2026	54952	Alvin Do	250.00
4/2/2026	54953	Amazon Capital Services	1,237.38
4/2/2026	54954	Brenntag Pacific, Inc.	19,514.36
4/2/2026	54955	Brigantino Irrigation	51.94
4/2/2026	ACH3360	CalPERS - Retirement	637.17
4/2/2026	ACH3361	CalPERS - Retirement	7,624.64
4/2/2026	ACH3362	CalPERS - Retirement	10,417.33
4/2/2026	ACH3363	CalPERS - Retirement	12,227.96
4/2/2026	54991	DAVID RAMIREZ DBA FIRST VALLEY	106.96
4/2/2026	54956	exceedio	6,887.81
4/2/2026	54957	Grainger, Inc.	341.00
4/2/2026	54958	Itron, Inc.	13,247.69
4/2/2026	54990	LYSETTE & SERGIO LOPEZ	121.72
4/2/2026	54959	Manuel Chavez	85.22
4/2/2026	54960	Mission Uniform Service	1,139.88
4/2/2026	EFT0000307	Net Pay	85,437.81
4/2/2026	54961	O'Reilly Auto Parts	43.68
4/2/2026	54962	Postal Graphics	592.40
4/2/2026	54963	San Benito County Water District	150.00
4/2/2026	54964	San Benito County Water District	360,135.39
4/2/2026	54966	Toro Petroleum Corp.	2,228.03
4/2/2026	EFT0000308	Total Tax	19,886.03
4/2/2026	54967	USA Blue Book	2,105.85
4/2/2026	54968	Wallace Group	18,524.14
4/3/2026	ACH3364	CalPERS - Retirement	23.08
4/6/2026	ACH3366	Nationwide Retirements Solutions	10,015.73
4/6/2026	ACH3365	Nationwide Retirements Solutions	1,112.00
4/7/2026	54970	DiBuduo & DeFendis Insurance Brokers, LLC	169,755.00
4/7/2026	ACH3368	iCloud	14,287.65
4/7/2026	54969	John Rocco	9,471.88
4/7/2026	ACH3367	Principal	5,220.05
4/8/2026	ACH3369	P G & E	28,599.47
4/10/2026	54971	Amazon Capital Services	268.83
4/10/2026	55031	CARLOS & PATRICIA RODRIGUEZ	162.41
4/10/2026	54972	Central Ag Supply LLC	654.63
4/10/2026	54973	City of Hollister-Finance Dept	498,218.78
4/10/2026	54974	EBCO Pest Control	82.00
4/10/2026	54975	Hach Company	1,073.86
4/10/2026	54976	Harper & Associates Engineering, Inc.	4,900.00
4/10/2026	54977	Maggiora Bros. Drilling, Inc.	2,770.45
4/10/2026	55030	MANUEL ESTRADA	59.70
4/10/2026	54978	Mission Uniform Service	1,631.83
4/10/2026	54979	Petty Cash	135.00
4/10/2026	54980	Recology San Benito County	375.19
4/10/2026	55029	RHODA & MARTIN BRESS	80.10
4/10/2026	54981	San Benito County-Clerk	110.00
4/10/2026	54982	State Water Resources Control Board-NPDES	3,945.00
4/10/2026	54983	Swedberg Electric	5,150.00
4/10/2026	54984	Toro Petroleum Corp.	3,402.92
4/10/2026	54985	TPO	630.00

4/10/2026	54986	U.S. Bank Corporate Payment Systems	372.56
4/10/2026	54987	USA Blue Book	347.36
4/10/2026	54988	Veolia Water Technologies, Inc.	74,074.39
4/10/2026	54989	Wallace Group	79,500.70
4/13/2026	ACH3370	Sterling Administration Health	45.00
4/13/2026	ACH3371	Sterling Administration Health	148.00
4/14/2026	ACH3372	Colonial Life	2,613.38
4/15/2026	MISC0000567	Sterling Correction	-1,681.20
4/15/2026	MISC0000566	Sterling Refund Transaction Error	840.60
4/16/2026	ACH3374	CA Dept. of Tax & Fee Administration	2,334.00
4/16/2026	ACH3373	Sterling Administration Health	840.60
4/17/2026	ACH3376	ADP	2,454.77
4/17/2026	EFT0000309	Net Pay	84,288.95
4/17/2026	ACH3375	Sterling Administration Health	88.91
4/17/2026	EFT0000310	Total Tax	19,449.63
4/20/2026	54992	A-1 Services	504.00
4/20/2026	54993	ACC Business	1,337.24
4/20/2026	54994	Ace Hardware (Johnson Lumber Co.)	451.48
4/20/2026	54995	Amazon Capital Services	1,299.75
4/20/2026	54996	Atlas Copco Compressors LLC	1,260.00
4/20/2026	54997	Brenntag Pacific, Inc.	22,568.48
4/20/2026	54998	Brigantino Irrigation	277.79
4/20/2026	54999	Calcon System, Inc.	4,545.44
4/20/2026	55000	Calgon Carbon Corporation	71,697.79
4/20/2026	55001	Central Coast Systems, Inc.	473.00
4/20/2026	55002	Enterprise Electrical Services	165.00
4/20/2026	55003	Eva Green Power	101,971.60
4/20/2026	55004	Extreme Air, Inc.	5,860.00
4/20/2026	55005	First Trust Alarm Company	892.02
4/20/2026	55006	Hach Company	1,206.00
4/20/2026	55007	Harrington Industrial Plastics LLC	2,403.81
4/20/2026	55008	Hollister Auto Parts, Inc.	242.64
4/20/2026	55009	ICON Cloud Solutions, LLC	292.97
4/20/2026	55010	Iconix Waterworks (US) Inc.	4,108.05
4/20/2026	55011	InfoSend	3,812.64
4/20/2026	55012	Interstate Battery System of San Jose Inc	385.34
4/20/2026	55013	Itron, Inc.	9,346.75
4/20/2026	55014	John Smith Road Landfill	493.61
4/20/2026	55015	Mc Kinnon Lumber Co., Inc.	118.86
4/20/2026	55016	Meter, Valve & Control	144,718.41
4/20/2026	55017	Mission Uniform Service	541.83
4/20/2026	55018	Pacific Engineering Group	950.00
4/20/2026	55019	San Benito Engineering & Surveying Inc.	2,300.00
4/20/2026	55020	San Benito Tire Pros & Automotive	880.34
4/20/2026	55021	SSB Construction	4,926.00
4/20/2026	55022	State Water Resources Control Board-DWOCF	130.00
4/20/2026	55023	Toro Petroleum Corp.	2,936.87
4/20/2026	55024	Trans Union LLC	174.58
4/20/2026	55025	Transene Company Inc (Shape Products)	171.35
4/20/2026	55026	USA Blue Book	1,547.50
4/20/2026	55027	Vector Process Solutions, Inc.	394.67
4/20/2026	55028	Waste Resource Recovery, Inc.	4,925.00
4/22/2026	ACH3379	CalPERS - Health Insurance	43,533.08

4/22/2026	ACH3378	CalPERS - Retirement	12,287.29
4/22/2026	ACH3377	CalPERS - Retirement	7,503.81
4/22/2026	55032	CINDY DINH	191.46
4/22/2026	55033	STEPHANIE MURILLO & JUAN HERNANDEZ	12.90
4/23/2026	ACH3380	CalPERS - Retirement	23.08
4/23/2026	ACH3382	Nationwide Retirements Solutions	10,015.73
4/23/2026	ACH3381	Nationwide Retirements Solutions	1,112.00
4/27/2026	55034	Ace Hardware (Johnson Lumber Co.)	127.30
4/27/2026	55035	Amazon Capital Services	67.66
4/27/2026	55036	Brenntag Pacific, Inc.	148,484.77
4/27/2026	55037	Brigantino Irrigation	120.50
4/27/2026	55038	CM Analytical, Inc.	34,164.50
4/27/2026	55040	De Lay & Laredo	2,300.00
4/27/2026	55041	exceedio	5,801.81
4/27/2026	55042	Hach Company	53.25
4/27/2026	55043	Mark Nicholson, Inc.	27,235.50
4/27/2026	55044	Mission Uniform Service	632.71
4/27/2026	55045	Monterey Bay Air Resources District	5,272.00
4/27/2026	55046	Ruggeri-Jensen-Azar	10,490.85
4/27/2026	55047	San Benito Tire Pros & Automotive	945.14
4/27/2026	55048	Simplot Grower Solutions	1,175.72
4/27/2026	55049	SSB Construction	39,738.00
4/27/2026	55050	Star Concrete	683.09
4/27/2026	55051	State Water Resources Control Board-DWOC	60.00
4/27/2026	55052	USA Blue Book	1,987.70
4/27/2026	55054	UWUA Local 820	830.88
4/27/2026	55053	UWUA Local 820	830.88
4/27/2026	55055	Veolia Water Technologies, Inc.	6,787.28
4/27/2026	55056	Verizon Wireless	610.29
4/27/2026	55057	Wallace Group	66,839.55
4/27/2026	55058	Wright Bros. Indust. Supply	13.55
4/29/2026	ACH3383	Sterling Administration Health	9.98
4/30/2026	EFT0000311	Net Pay	82,790.71
4/30/2026	ACH3384	P G & E	7,822.71
4/30/2026	EFT0000312	Total Tax	18,866.90
			-\$2,531,038.35

3. Receive Engineering Services Monthly Status Report.
4. Receive Finance Manager Monthly Status Reports: a. Narrative Report, b. Operation Summary, c. Statement of Income, d. Investment Summary, and e. Board Designated Reserves.
5. Receive Superintendent Monthly Status Reports: a. Maintenance, b. City Meter Reading, and c. Groundwater Level Measurement.
6. Receive General Manager Monthly Status Report.

President Alcorn asked for public comment and upon receiving none, requested a motion to approve the Consent Agenda. Upon a motion made by Director Brown to approve the Consent Agenda, seconded by Director Perez-Kenny, for which President Alcorn then took a roll call vote as follows: (DB), yes; (APK), yes; (JB), yes; (OM), yes; and (MA) yes; the motion carried 5-0.

I. NEW BUSINESS:

1. **Consider Approval and Authorize the General Manager to Execute the Revised Agreement for Legal Services with De Lay & Laredo, Attorneys at Law, and Reappoint Michael D. Laredo the District's General Counsel (Not a project, CEQA Article 20 California Code of Regulations 15378).**

General Manager Drew Lander presented the proposed agreement for Legal Services with De Lay & Laredo and the reappointment of Michael D. Laredo as District General Counsel.

Following discussion, Director Buzzetta made a motion to amend Section 8 of the agreement to allow termination without cause by an affirmative vote of three Board members rather than four. This motion was seconded by Director Perez-Kenny for which President Alcorn then took a roll call vote as follows; (DB), yes; (APK), yes; (JB), yes; (OM) yes; and (MA), yes; the motion carried 5-0.

Director Brown then made a motion to accept the contract with the modification and Director Perez Kenny seconded. Following proper motions, President Alcorn took a roll call vote as follows; (DB), yes; (APK), yes; (JB), no; (OM) yes; and (MA), yes; the motion carried 4-1.

2. **Public Hearing To Discuss Annual Status Of Vacancies, Recruitment, And Retention Pursuant To Government Code Section 3502.3 (Not A Project, CEQA Article 20 California Code of Regulations 15378).**

General Manager Drew Lander opened the public hearing regarding the District's Annual Employment Vacancy Report required by Assembly Bill 2561. Executive Assistant Madison Koester presented the District's 2025 vacancy, recruitment, and retention report.

The Board discussed the report and asked questions regarding staffing levels and employee absences. No public comments were received. The Board received the Annual Employment Vacancy Report and closed the public hearing.

3. **Provide Direction To The General Manager And Assign The Personnel Committee To Review Board Member Compensation.**

General Manager Drew Lander presented the item regarding Board member compensation and noted that compensation was last reviewed in 2024. Mr. Lander stated that staff had committed to periodically bringing the item back for Board consideration to ensure compensation remains appropriate and to determine whether any further review was warranted.

President Alcorn opened the item to public comment; one comment was received asking about the current policy. General Manager Lander provided an overview of the Board Compensation policy and reimbursement practices.

Following public comment, President Alcorn directed General Manager Lander to coordinate with the Personnel Committee to review current Board compensation and return to the Board with any recommendations for consideration. No further action was taken on this item.

4. **Open a Public Hearing to Review The Raftelis Financial Consultants Report Updated September 2, 2025 And Consider The Proposed Wastewater Flat Rate Sewer Model; And Authorize The Mailing Of A Proposition 218 Notice To All Ridgemark Sewer Customers Pursuant To SSCWD Resolution No. 527 For Tabulation Of Protests In Connection With Fee And Charge Hearings; And Set A Public Hearing To Consider The Rate Change On July 28, 2026.**

General Manager Drew Lander presented the proposed wastewater flat rate sewer model and requested authorization to mail Proposition 218 notices to Ridgemark

sewer customers and schedule a public hearing on the proposed rate structure for July 28, 2026.

President Alcorn opened the public hearing and invited public comment. Six Ridgemark customers addressed the Board regarding the proposed wastewater rate structure. Ms. Debbie Thul expressed concerns regarding the cost of sewer service for single-person households, and the overall affordability of rates for residents on fixed incomes. Mr. Lou Colburn echoed concerns regarding the financial impact of wastewater rates and requested consideration of discounts or assistance for senior residents. Ms. Yolanda Gale stated concern the proposed flat-rate structure was unfair to residents with low water usage and opposed paying the same rate as larger households. Ms. Anna KLC expressed concerns regarding recent wastewater bill increases, affordability, and the Proposition 218 process for protesting proposed rate changes. Ms. Tiffany Williams questioned the disparity between water usage and wastewater charges, expressed concerns regarding the long-term cost of wastewater service in Ridgemark and asked the Board to continue evaluating opportunities to reduce sewer costs, including potential regional solutions. Ms. Lisa Delphino commented that a stronger relationship should exist between water usage and wastewater charges, expressed concerns regarding the impact of wastewater rates on seniors living on fixed incomes, and asked for consideration of additional assistance for senior residents.

Following public comment, President Alcorn requested a motion to approve the 218 process and set a public hearing regarding this matter for July 28th, 2026. Director Perez-Kenny made a motion accept this item as written. This motion was seconded by Director Brown for which President Alcorn then took a roll call vote as follows: (DB), yes; (APK), yes; (JB), yes; (OM) yes; and (MA), yes; the motion carried 5-0.

J. BOARD COMMITTEE and STATUS REPORTS

1. **Governance Committee:** (No Meeting)
2. **Water/Wastewater Committee:** (No Meeting)
3. **Finance Committee:** (Meeting held April 30th- Budget Preparation)
4. **Policy and Procedure Committee:** (No Meeting)
5. **Personnel Committee:** (Meeting held May 8th- Legal Services Contract Review)
6. **Water Resources Association of San Benito County (WRA):** (No Meeting)

K. BOARD and STAFF REPORTS

1. **Directors:** No Report.
2. **District Counsel:** District Counsel Michael Laredo reported that their office will be hosting Ethics training and Harassment Prevention training. These trainings will address the necessary requirements stipulated by state statutes.
3. **General Manager:** General Manager Drew Lander reported that District Engineer Alvin Do completed his Master's Degree in Civil Engineering and is preparing to take the civil engineering licensing examination. Mr. Lander highlighted Alvin's contributions to District construction projects, inspections, and recordkeeping, and also provided an update on the Tres Pinos waterline project.

L. FUTURE AGENDA ITEMS: FY 26/27 Budget Presentation & Approval and July 28th Public Hearing on Ridgemark's Sewer Flat Rate.

M. ADJOURNMENT: President Alcorn adjourned the meeting at 6:59 p.m.

APPROVED BY THE BOARD:

Michael H. Alcorn, President

RESPECTFULLY SUBMITTED:

Drew A. Lander, Secretary



Sunnyslope Water District

Disbursement Reports FY 25-26

May 1, 2026 through May 31, 2026

Date	Num	Name	Amount	Type
5/5/2026	55059	Ace Hardware (Johnson Lumber Co.)	266.44	Vendors
5/5/2026	55060	Adan Cervantes	180.25	Payroll
5/5/2026	55061	Brenntag Pacific, Inc.	15,732.85	Vendors
5/5/2026	55062	exceedio	8,784.41	Vendors
5/5/2026	55063	Interstate Battery System of San Jose Inc	301.54	Vendors
5/5/2026	55064	John Smith Road Landfill	3,484.76	Vendors
5/5/2026	55065	Madison Koester	100.00	Payroll
5/5/2026	55066	Maggiora Bros. Drilling, Inc.	1,700.00	Vendors
5/5/2026	55067	Mission Uniform Service	541.83	Vendors
5/5/2026	55068	Motion Industries, Inc.	1,422.65	Vendors
5/5/2026	ACH3385	Principal	5,220.05	Payroll
5/5/2026	55071	San Benito County Water District	299.25	San Benito
5/5/2026	55069	San Benito County Water District	374,087.66	San Benito
5/5/2026	55073	State Water Resources Control Board-DWOCP	105.00	Vendors
5/5/2026	55072	State Water Resources Control Board-DWOCP	60.00	Vendors
5/7/2026	55091	ALMA AND SARA CALDERON	30.09	Customer
5/7/2026	ACH3392	CalPERS - Retirement	12,202.39	Payroll
5/7/2026	ACH3391	CalPERS - Retirement	10,417.33	Payroll
5/7/2026	ACH3387	CalPERS - Retirement	637.17	Payroll
5/7/2026	ACH3386	CalPERS - Retirement	23.08	Payroll
5/7/2026	ACH3389	CalPERS - Retirement	7,583.13	Payroll
5/7/2026	55089	JOHN FLANIKEN	241.57	Customer
5/7/2026	ACH3388	Nationwide Retirements Solutions	1,112.00	Payroll
5/7/2026	ACH3390	Nationwide Retirements Solutions	10,015.74	Payroll
5/7/2026	55090	QUIRINO VAZQUEZ	14.14	Customer
5/7/2026	55092	STEPHEN BARTHOLF & AUDREY NICHOLAS	95.32	Customer
5/8/2026	55074	Ace Hardware (Johnson Lumber Co.)	367.64	Vendors
5/8/2026	55075	Amazon Capital Services	242.75	Vendors
5/8/2026	55076	Brenntag Pacific, Inc.	16,539.32	Vendors
5/8/2026	55078	City of Hollister-Finance Dept	32,555.68	Hollister
5/8/2026	55077	City of Hollister-Finance Dept	485,732.04	Hollister
5/8/2026	55079	CWEA Membership- TCP	129.00	Vendors
5/8/2026	55080	Hach Company	813.50	Vendors
5/8/2026	ACH3393	iCloud	13,889.40	Vendors
5/8/2026	55081	Jacob Machado	200.00	Payroll
5/8/2026	55082	Mission Uniform Service	598.05	Vendors
5/8/2026	55083	Recology San Benito County	375.19	Vendors
5/8/2026	55084	San Benito Tire Pros & Automotive	2,092.64	Vendors
5/8/2026	55085	Trans Union LLC	162.15	Vendors
5/8/2026	55086	U.S. Bank Corporate Payment Systems	5,269.72	Vendors

Disbursement Reports FY 25-26

5/8/2026	55087	USA Blue Book	1,292.16	Vendors
5/8/2026	55088	Vector Process Solutions, Inc.	759.72	Vendors
5/13/2026	ACH3396	Colonial Life	2,613.38	Payroll
5/13/2026	ACH3394	Sterling Administration Health	148.00	Payroll
5/13/2026	ACH3397	Sterling Administration Health	3,300.00	Payroll
5/13/2026	ACH3395	Sterling Administration Health	465.00	Payroll
5/14/2026	EFT0000313	Net Pay	83,772.26	Payroll
5/14/2026	EFT0000314	Total Tax	19,417.41	Payroll
5/15/2026	55093	A Tool Shed	115.64	Vendors
5/15/2026	55094	A-1 Services	504.00	Vendors
5/15/2026	55095	Ace Hardware (Johnson Lumber Co.)	268.06	Vendors
5/15/2026	ACH3398	ADP	2,454.77	Vendors
5/15/2026	55096	Amazon Capital Services	1,082.45	Vendors
5/15/2026	55097	American Water Works Association (AWWA)	2,826.00	Vendors
5/15/2026	55098	Atlas Copco Compressors LLC	4,818.95	Vendors
5/15/2026	55099	Brenntag Pacific, Inc.	12,846.67	Vendors
5/15/2026	55100	Brigantino Irrigation	540.42	Vendors
5/15/2026	55101	CM Analytical, Inc.	21,220.25	Vendors
5/15/2026	55102	EBCO Pest Control	82.00	Vendors
5/15/2026	55103	Fastenal Company	46.80	Vendors
5/15/2026	55104	Grainger, Inc.	633.44	Vendors
5/15/2026	55105	Grayson Community Management	35.00	Vendors
5/15/2026	55106	Hach Company	590.17	Vendors
5/15/2026	55107	Iconix Waterworks (US) Inc.	1,809.84	Vendors
5/15/2026	55108	Jacob Machado	235.37	Payroll
5/15/2026	55109	Mission Uniform Service	541.83	Vendors
5/15/2026	55110	Ruggeri-Jensen-Azar	4,695.75	Vendors
5/15/2026	55111	Troy Quick	122.26	Vendors
5/15/2026	55112	USA Blue Book	2,515.44	Vendors
5/20/2026	55113	ACC Business	1,337.24	Vendors
5/20/2026	55114	Ace Hardware (Johnson Lumber Co.)	87.38	Vendors
5/20/2026	55115	Agile Occupational Medicine, PC	250.00	Vendors
5/20/2026	55116	Amazon Capital Services	416.83	Vendors
5/20/2026	55117	Brenntag Pacific, Inc.	16,619.34	Vendors
5/20/2026	55118	Calcon System, Inc.	1,986.50	Vendors
5/20/2026	55119	De Lay & Laredo	2,300.00	Vendors
5/20/2026	55120	Extreme Air, Inc.	690.00	Vendors
5/20/2026	55121	Frank A Olsen Co.	3,948.99	Vendors
5/20/2026	55122	ICON Cloud Solutions, LLC	297.50	Vendors
5/20/2026	55123	InfoSend	3,329.21	Vendors
5/20/2026	55124	Ryan Herco Flow Solutions	199.38	Vendors
5/20/2026	55125	San Benito County Water District	39,530.00	San Benito
5/20/2026	55126	Star Concrete	834.94	Vendors
5/20/2026	ACH3399	Sterling Administration Health	50.30	Payroll

Disbursement Reports FY 25-26

5/20/2026	55127	USA Blue Book	396.52	Vendors
5/21/2026	ACH3405	CalPERS - Health Insurance	37,701.40	Payroll
5/21/2026	ACH3404	CalPERS - Retirement	11,698.36	Payroll
5/21/2026	ACH3402	CalPERS - Retirement	7,489.13	Payroll
5/21/2026	ACH3400	CalPERS - Retirement	23.08	Payroll
5/21/2026	ACH3401	Nationwide Retirements Solutions	1,112.00	Payroll
5/21/2026	ACH3403	Nationwide Retirements Solutions	10,721.60	Payroll
5/22/2026	55130	DAVID RAMIREZ	193.91	Customer
5/22/2026	55131	LYSETTE & SERGIO LOPEZ	54.62	Customer
5/22/2026	55129	SANDRA VARELA MOISES LOPEZ	125.54	Customer
5/26/2026	55128	Katch Environmental, Inc.	919,359.96	Vendors
5/28/2026	EFT0000315	Net Pay	82,150.65	Payroll
5/28/2026	EFT0000316	Total Tax	19,291.64	Payroll
5/29/2026	ACH3406	CalPERS - Retirement	23.08	Payroll
5/29/2026	ACH3408	CalPERS - Retirement	7,543.16	Payroll
5/29/2026	ACH3410	CalPERS - Retirement	11,646.14	Payroll
5/29/2026	ACH3407	Nationwide Retirements Solutions	1,112.00	Payroll
5/29/2026	ACH3409	Nationwide Retirements Solutions	10,721.61	Payroll
5/31/2026	MISC0000573	Heritage Bank Activity Charges May 2026	23.28	Vendors
			2,376,644.06	

S U M M A R Y:

Accounts Payable Paid to:

Vendors	\$1,084,757.53
Payroll - Employee	\$358,926.71
San Benito County	\$413,916.91
City of Hollister for City Billing Collected, Net of Fees	\$518,287.72
Customer Refunds & Returned Checks/ACH	\$755.19
Debt & Finance	\$0.00
Total Disbursements	\$2,376,644.06

Staff Report

Agenda Item: H-3

DATE: June 12, 2026 (June 23, 2026 Meeting)

TO: Board of Directors

FROM: Assistant Engineer, Alvin Do
Principal Engineer, Rob Hillebrecht P.E.

SUBJECT: Engineering Services Monthly Status Report

Small Water Systems Consolidation Project

Engineering staff, Wallace Group, and Katch Environmental have been coordinating closely to address concerns early to minimize delays, ensuring the project remains on track. Katch has finished the pipe installation on Fairview Corners and anticipates testing and tie-in this segment in July. Environmental fencing has been maintained and monitored during construction at Fairview Corners by Dudek and the engineering staff. About 400' of pipe was installed in Best Road in early June and is waiting for tie-ins. Work in Ridgemark Dr began in the first week of June and is expected to finish in July. In mid-June the horizontal directional drilling (HDD) subcontractor began trenchless installation of 12" pipe in Harbern Way. That work will continue through August in Best Rd, Foxhill Cir, and the easement along Hwy 25. Pipe installation in Bolado Rd and Southside started in mid-June. Foxhill Tank site grading commenced in late May. The foundation and ring wall for the new Foxhill Tank will be completed in the last week of June allowing Crosno, the tank subcontractor, to begin the tank assembly. Katch has been potholing existing utilities in Tres Pinos, along Airline, and Stonegate to identify potential conflicts to proactively react. Acquisition of the necessary easements is expected to be finalized by the end of this month, depending on the property owner's schedule.

Best Road Mutual Water Company Consolidation & Well 5/Lessalt Blending Station

The additional funding request submitted to DWR to cover additional expenses on the John Smith Road Pipeline Project has still not been finalized and remains pending consideration. The related improvements to Well 5 and Lessalt Blending Stations (which address potential CrVI issues for customers of the Foxhill Zone) are progressing. Engineering staff and the Wallace Group had a productive meeting to review the 50% of plans for this improvement and have been working toward 90% plans in July. Prepurchase of key equipment is being considered. Construction is estimated for early 2027.

Enterprise Garage and Well 7 Booster Station

Several beneficial meetings with the architect and the electrical engineer were held in early June to review the preliminary plans and to ensure the District's desires are thoroughly considered. The final design is anticipated to be completed in July in order to coordinate with the building manufacturer.

Lessalt Cathodic Protection System

The project was completed in May. Some post-construction activities still need to be performed to ensure the system is running properly for its intended purpose. The project is funded by SBCWD capital funds and managed by Sunnyslope engineering staff.

ADRoP

Sunnyslope staff are coordinating efficiently with SBCWD, Kennedy Jenks (Construction Manager), HDR (Design Engineer), and Overaa (General Contractor) to ensure the smooth information exchange during operation and construction to avoid obstructions for all parties. Overaa is currently constructing the new parallel ActiFlo treatment train, 4th filter, caustic storage tank, 3rd drying bed, and filter gallery. Testing and startup for the new treatment trains will soon be conducted to verify proper operation. The well sites development and pipeline construction in San Felipe and Fallon are also ongoing. Initial discussions happened about the operations and maintenance of the ADRoP wells upon completion.

Hexavalent Chromium (CrVI) Response Plan

Sunnyslope staff conducted an experimental study in the first week of May to gather supporting data for the blending treatment strategy which has been presented to the Department of Drinking Water (DDW) to comply with State water regulations for CrVI. Engineering staff expect to submit the Compliance plan, Operation plan, and Permit Amendment to DDW in July.

Residential Developments

Fairview Corners Phase 1&2

Construction of the residential homes has been underway. Their water infrastructure has been tested and connected to Sunnyslope water and sewer system. Staff will conduct a Final Inspection after the developer completes punch list items.

Fairview Corners Phase 3

Fairview Corners Phase 3 is under design phase. Engineering staff have been reviewing the plans, ensuring the District's needs are implemented in the design.

Lands of Lee

Lands of Lee is also under the design phase. Engineering staff have worked closely with developer's engineers to produce development plans and a new lift station plan that implements the District's requirements.

Santana Ranch Phase 10

Santana Ranch Phase 10 are also completely tied into the Sunnyslope system with inspection by the Engineering staff. Staff will conduct a punch list inspection.

West of Fairview Phase 3

Staff conducted a Final Inspection and provided the developer with a Final Punch List of items.

Willow Landing

Developer has been finalizing a Punch List. Engineering staff coordinate with the developer to address the remaining items.

Fulton Way

The 10-unit development at the end of Fulton Way was purchased by another developer to finish. Sunnyslope will be entering into a new agreement with that developer prior to providing water service.

Staff Report

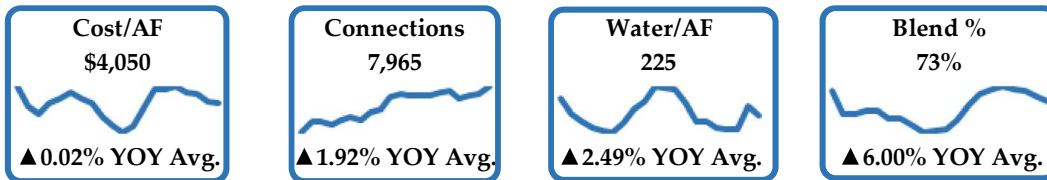
Agenda Item: H-4

DATE: June 11, 2026 (June 23, 2026 Meeting)
TO: Board of Directors
FROM: Finance Dept. Dana Sullivan & Barry Kelly
SUBJECT: Statements of: a. Operations, b. Income, c. Investment, and d. Board Designated Reserves.

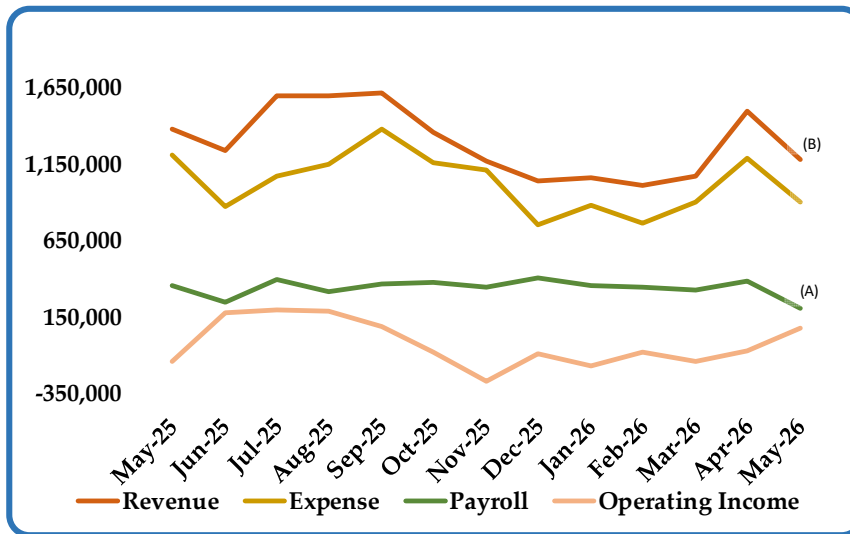
OVERVIEW

(May 2026)

12-Month Rolling Average Trend



Current Year Operations

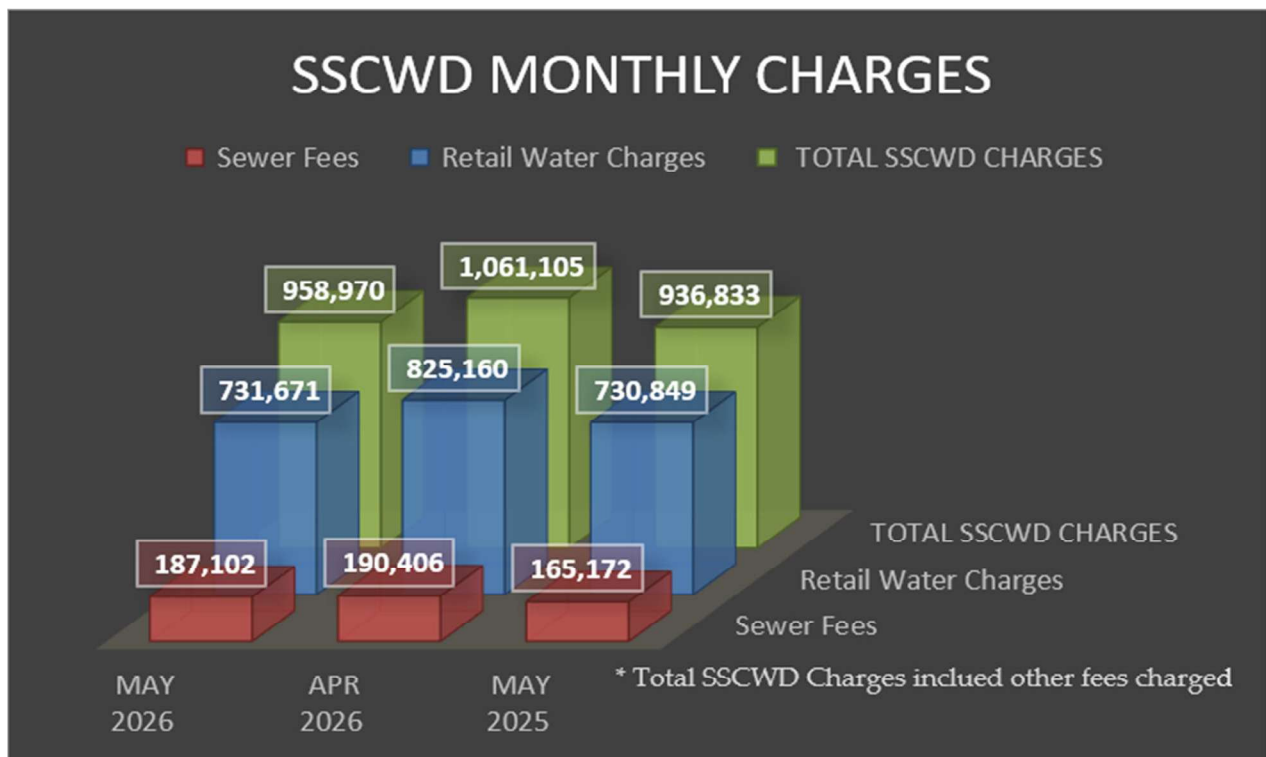


- (A) The decrease in payroll expenditures reflects staff efforts to charge eligible labor to outside projects and in house projects, resulting in direct cost savings to the District's operating budget.
- (B) Water consumption during May was lower than April despite the transition into the irrigation season. The decrease is likely attributable to a combination of cooler weather conditions, reduced outdoor irrigation demand, customer conservation efforts, and normal fluctuations associated with billing cycle timing.

OPERATIONS SUMMARY

(May 2026)

The Operations Summary provides a high-level snapshot of the District’s operational activity for the current fiscal year. It is designed to show trends in customer accounts, billing activity, water production and usage, revenue charges, and accounts receivable in a single consolidated view. This report allows readers to understand how the District’s systems are performing operationally over time, identify emerging trends, and support financial and operational decision-making without requiring detailed technical knowledge of day-to-day operations. During May 2026, the District had 7 new water connections, and the 7 new connections are within the Gavilan Sewer Area. The District served 7,965 active customers, with 6,408 utilizing online services and electronic payments. Financially, year-to-date revenue for FY 2025-2026 stands at \$10.9m. Receivables from operations total \$1.5m, with a past due portion of 5.37%. As of month-end, O&M receivables total \$244k. The District delivered approximately 63M gallons of water during May 2026, representing a decrease of 12.5M gallons, or 16.6%, compared to April 2026. Water production was also 8.8M gallons, or 12.2%, lower than May 2025. This reduction is likely attributable to a combination of milder weather conditions, reduced outdoor irrigation demand, and continued customer conservation efforts. While April often marks the beginning of the irrigation season, customer watering patterns can stabilize or decline in May when temperatures remain moderate and landscaping water demands have not yet reached peak summer levels. Weather data for Hollister indicates that average May temperatures generally remained in the mid-70s, with cooler overnight temperatures and occasional marine influences that helped reduce irrigation requirements. Additionally, customers may have responded to higher April usage by adjusting irrigation schedules and eliminating unnecessary outdoor water use. The year-over-year decrease suggests that conservation awareness and improved water-use efficiency continue to have a measurable impact on overall system demand despite ongoing growth within the District's service area.



OPERATING STATISTICS

(May 2026)

The Operating Stats section presents key performance indicators that illustrate the District's financial and operational performance over time using rolling averages and trend analysis. This section focuses on operating income, revenue and expense behavior, cost efficiency, and water production characteristics to help identify longer-term patterns rather than month-to-month fluctuations. The charts and trends are intended to support strategic evaluation of rate impacts, cost control efforts, and overall operational sustainability. The average water operating income year to date has increased year-over-year, reflecting the positive financial impact of the rate adjustments implemented following the District's Raftelis rate study. These adjustments were designed to gradually realign revenues with the true cost of providing water service. The District's 12-month rolling average cost per acre-foot is approximately \$4k. Unit cost per acre-foot remained relatively stable on a YOY average basis. Despite ongoing inflationary pressures affecting utilities such as power, chemicals, and maintenance costs, staff were able to maintain nearly flat production costs. A key operational indicator, the 12-Month Blend Percentage Trend, demonstrates the District's ongoing strategy to balance surface water and well water use for water quality and regulatory compliance. The average blend over the 12-month period is approximately 73% surface water.

STATEMENT OF INCOME VS BUDGET

(May 2026)

The Budget to Actual section compares the District's adopted budget to actual financial results for the current fiscal year. This report highlights how revenues and expenses are tracking against planned expectations, identifies variances as they occur, and provides year-to-date context alongside prior-year comparisons. It is intended to help readers assess financial performance, monitor cost control, and evaluate whether operations are aligning with the approved budget as the fiscal year progresses. The District's year-to-date (YTD) financial performance for fiscal year 2025–2026 reflects a net operating loss of (\$484k), compared to a (\$800k) loss for the same period last fiscal year. While this represents a significant improvement of approximately \$316k YOY, it is unlikely that June operating results alone will be sufficient to bring the District to a break-even position by fiscal year-end. As the District enters Fiscal Year 2026–2027, continued evaluation of water and wastewater rates, along with ongoing cost-control measures, will be critical to ensuring that operating revenues are sufficient to support the actual cost of providing service. Despite the anticipated year-end loss, the District continues to make meaningful progress toward improved financial sustainability. Reductions in raw water costs, increased staff time charged to eligible capital and outside projects, and other operational cost-saving initiatives have contributed to improved results and will continue to help align operating expenses with revenues in the coming fiscal year.

INVESTMENT SUMMARY

(May 2026)

The Investment Summary provides an overview of the District's cash and investment holdings for the current fiscal year. This section summarizes where funds are held, and how balances change over time, along with the interest earned. The report is intended to give readers visibility into liquidity, reserve

positioning, and overall investment activity while demonstrating compliance with the District's investment strategy and prudent cash management practices. The District's cash and invested funds total \$28.3m, with \$24.8m earning interest at rates ranging from 1.1% to 4.5%. YTD income from these investments is \$755k. While these earnings provide a valuable source of non-operating revenue and help preserve the purchasing power of District reserves against inflation, they do not substitute sustainable operating revenues. Investment income is dependent upon market conditions and interest rate environments, both of which can fluctuate significantly over time. Additionally, investment earnings are allocated monthly among the District's various reserve funds based on each reserve's proportional share of total invested assets. Because a substantial portion are designated restricted reserves for specific future purposes, most of the related investment earnings are likewise restricted. Consequently, much of the investment income generated during the year is not available to support day-to-day operations and should be excluded when evaluating the District's core operating performance.

ACCOUNTS RECEIVABLE

(May 2026)

The Accounts Receivable report provides a snapshot of outstanding customer balances at a point in time. While this information is not separately reported within the District's formal financial statements, it is included in this report to provide transparency into current billing activity, collection status, and trends in receivables. This information supports operational oversight by highlighting where balances stand, identifying potential collection risks, and helping staff monitor payment behavior as part of ongoing financial management. As of May 2026, the District is carrying \$3.9m in Other Receivables, which isn't reported on in the Operations Summary report. Much of this balance is pending reimbursement through the water system consolidation projects currently in progress:

Best Roads Consolidation Project: As of May 2026, the District recorded approximately \$600k in receivables related to the Best Roads Consolidation Project. On February 3, 2026, the District received a payment of \$632k. The remaining balance is expected to be balanced over the next several months.

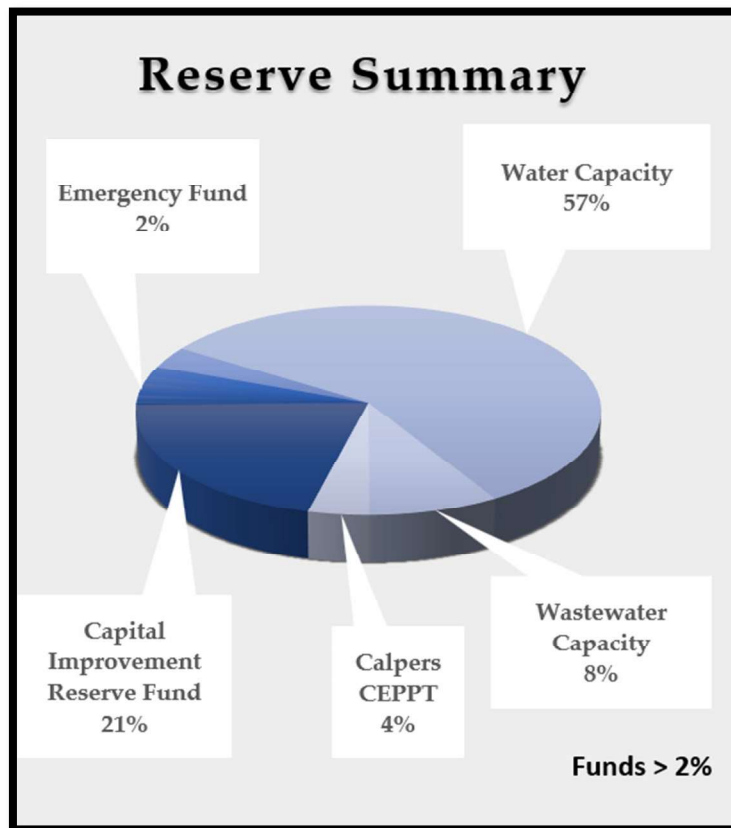
The Small Water Systems Consolidation With Sunnyslope Project: The Small Water Systems Consolidation with Sunnyslope Project currently reflects approximately \$3 million in receivables. As part of project implementation, the District temporarily carries project-related costs and submits reimbursement requests monthly in accordance with grant requirements.

RESERVES


(May 2026)

There are three major types of reserve funds: Legally Restricted Reserves, Board Designated Reserves, and Unrestricted Reserves. Legally Restricted Reserves have restrictions imposed by an outside source, such as bond covenants, contractual obligations, or other restrictions. Board Designated Reserves are set aside for a specific purpose as determined by action of the Board of Directors. The Board of Directors has the authority to redirect the use of these reserves as the needs of the District change. Unrestricted Reserves are required for adequate cash flow to meet operating needs, are planned for a source of funding the Capital Improvement Program, and to assist in providing for orderly rate increases. The District's reserves total \$26m, representing 43.05% of capitalized assets. Any changes reflected in the Board Designated Reserves are directly tied to the completion and capitalization of approved capital

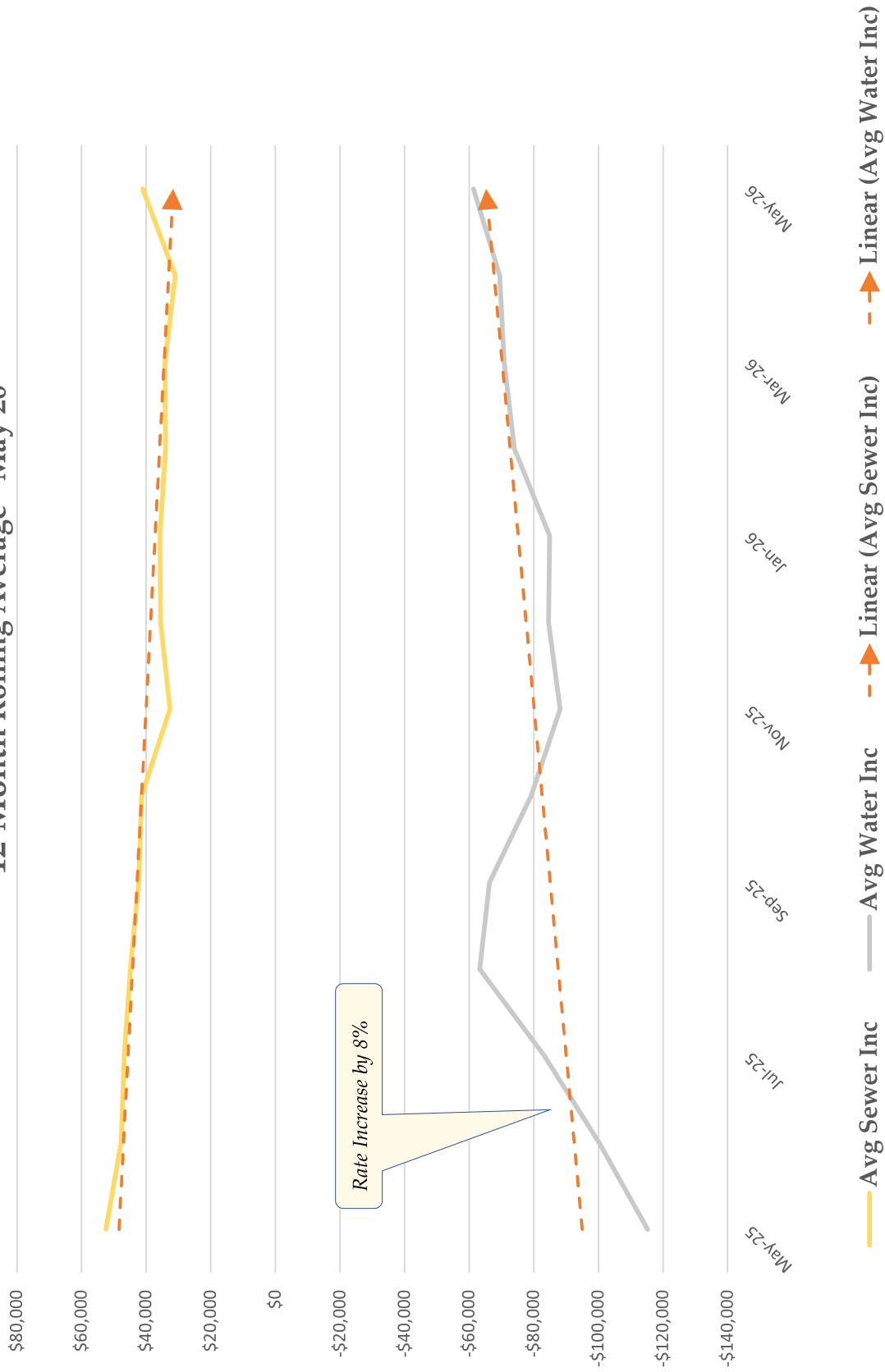
projects during the current fiscal year. Each project highlighted in green within the Board Approved Disbursement Analysis represents a project that has been completed and capitalized. As projects are completed, their total incurred costs are transferred to capital assets and recorded on the District's balance sheet. At that time, the corresponding funding previously set aside in Board Designated Reserves is released, resulting in a decrease in the applicable reserve fund. These decreases reflect the planned and authorized use of reserves for capital improvements previously approved by the Board of Directors. In addition, the Water Capacity Reserve includes activity related to the debt amortization of the associated tranches, which contributes to both increases and decreases within the reserve balance as debt service obligations are recognized. This process ensures alignment between project completion and financial reporting, transparency in the use of reserved funds, and an accurate representation of the District's remaining available reserves.

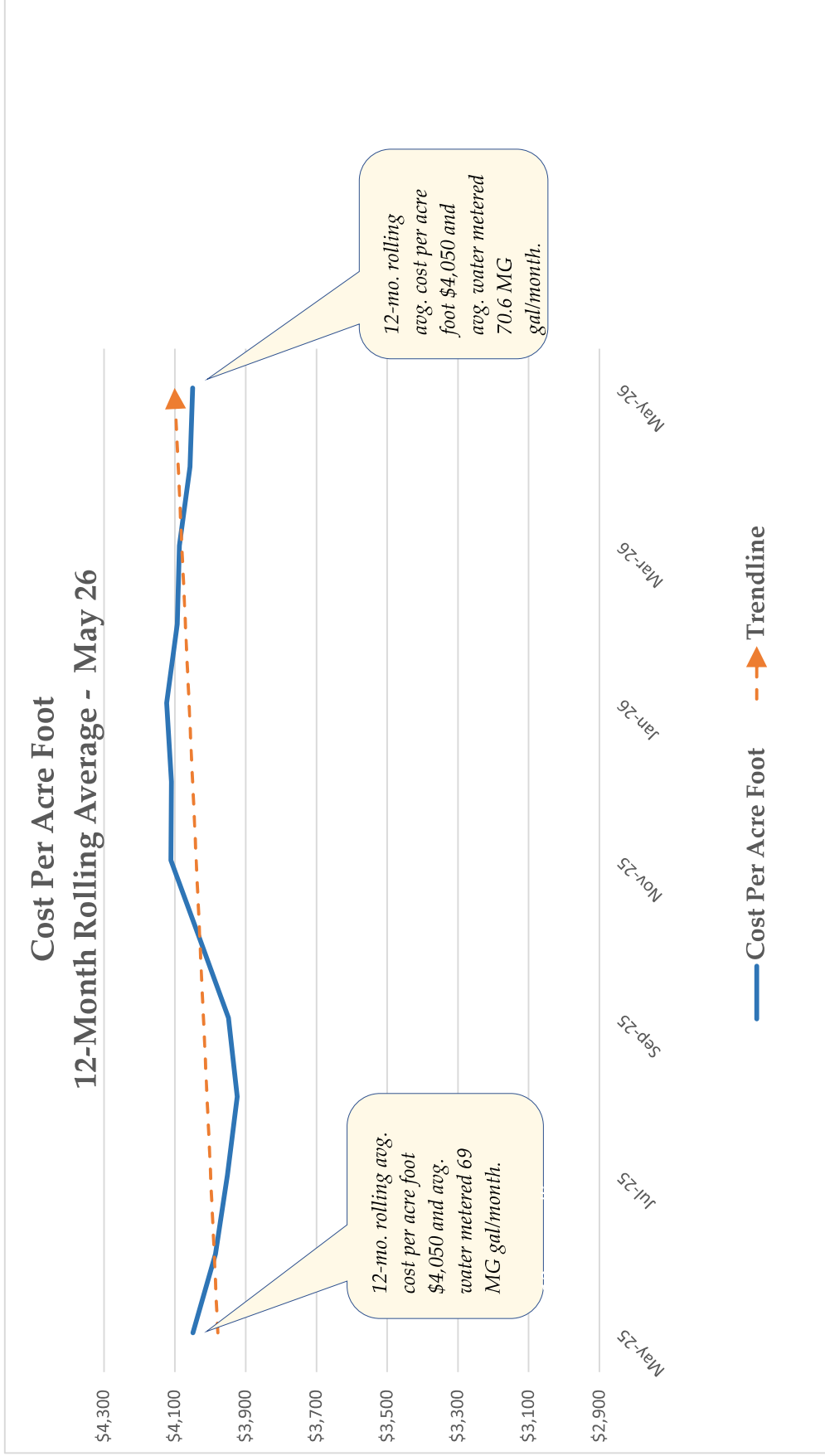


Statement of Operating Income 12-Month Rolling Average - May 26

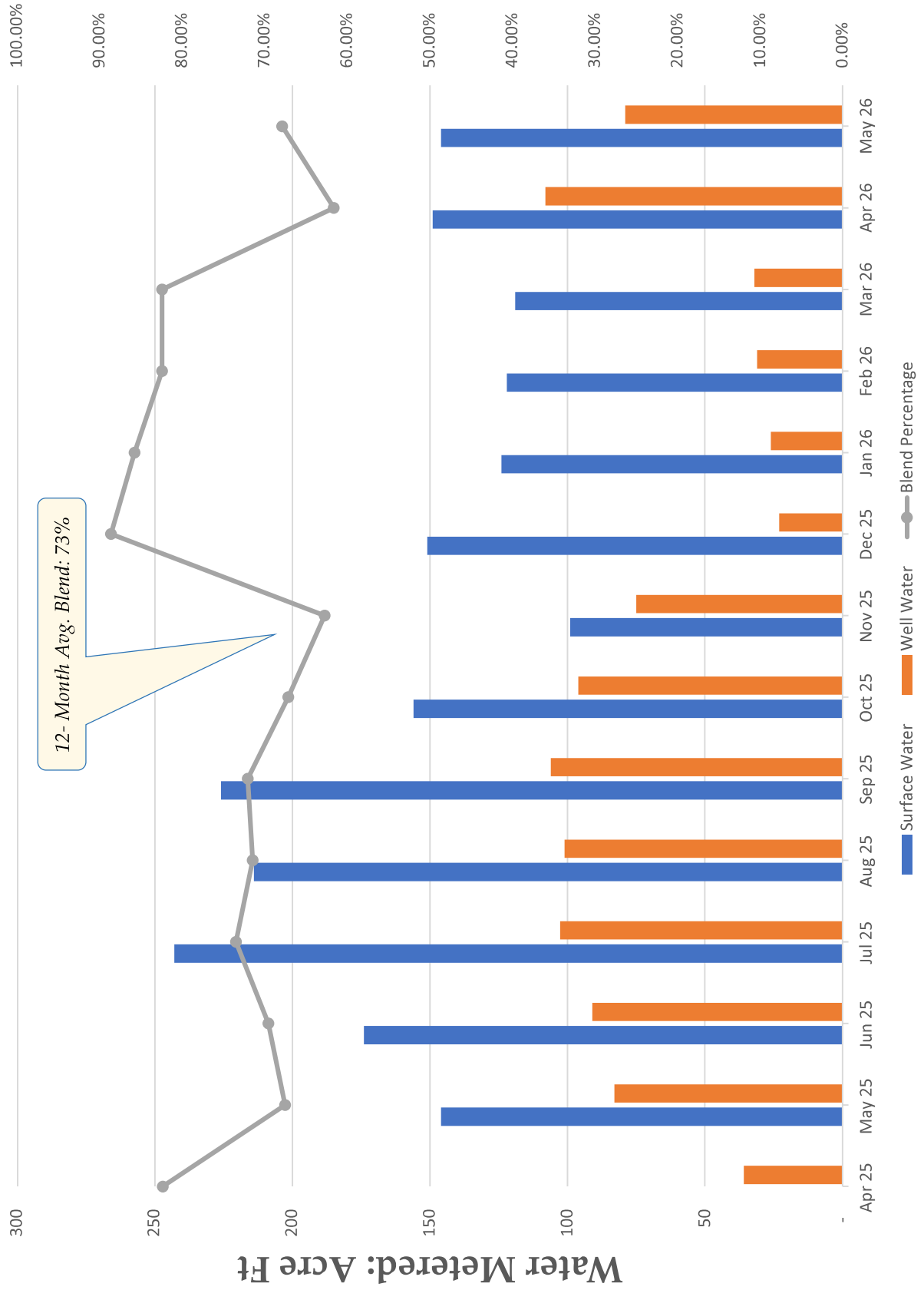


Operating Income by Segment 12-Month Rolling Average - May 26





12-Month Blend Percentage Trend



SSCWD Regularly Scheduled Board Meeting
June 23, 2026 - page 22

Sunnystope County Water District
2025 / 2026
OPERATION SUMMARY (This Year)

ITEMS	2025												2026		YTD TOTAL/12 month AVG
	JULY	AUG	SEP	OCT	NOV	DEC	JAN	FEB	MAR	APR	MAY	2026	2026	2026	
NO. WATER CAPACITY FEE RECD	18	-	-	-	1	4	4	10	135	113	5	5	27	7	172
NO. WW CAPACITY FEE RECD	-	-	-	-	1	4	4	-	4	65	-	-	22	7	4
NO. WATER ACCOUNTS	7900	7917	7914	7913	7913	7929	7936	7939	7936	7897	7911	7911	7923	7965	7965
NO. SSCWD SEWER ACCTS	1339	1336	1338	1338	1338	1336	1338	1336	1338	1341	1435	1435	1432	1465	1465
NO. COH SEWER ACCTS	5322	5327	5343	5362	5378	5424	5404	5404	5404	5404	5424	5424	5440	5440	5440
Total WaterSmart / Invoice Cloud	6,172	6,179	6,055	6,475	6,088	6,155	6,391	6,362	6,357	6,357	6,357	6,288	6,288	6,408	6,408
NO. E-BILL Invoice Cloud (Paperless)	3,895	3,887	3,896	3,892	3,857	3,843	3,851	3,845	3,842	3,842	3,842	3,878	3,878	3,886	3,886
MONTHLY CHARGES															
Retail Water Fees	\$ 968,687.83	\$ 1,026,072.61	\$ 1,016,797.90	\$ 863,633.44	\$ 666,674.04	\$ 668,033.10	\$ 592,731.30	\$ 592,731.30	\$ 591,944.33	\$ 594,259.26	\$ 591,944.33	\$ 825,160.16	\$ 825,160.16	\$ 731,671.22	\$ 8,545,665.19
Sewer Fees	162,779.62	162,442.14	162,832.49	162,579.90	166,045.69	162,751.83	160,816.98	160,816.98	161,999.05	161,999.05	161,999.05	190,405.93	190,405.93	187,102.44	\$ 1,841,637.63
Installation Fees	7,290.00	10,993.70	8,106.14	430.00	1,870.00	4,050.00	54,675.00	54,675.00	12,225.00	10,935.00	12,225.00	10,935.00	10,935.00	9,925.00	\$ 80,605.14
Late Fees	6,521.96	6,521.96	6,521.96	6,521.96	6,521.96	6,521.96	6,521.96	6,521.96	6,521.96	6,521.96	6,521.96	6,521.96	6,521.96	6,521.96	\$ 80,605.14
Collection Fees, net	20,839.31	20,839.31	20,839.31	20,839.31	20,839.31	20,839.31	20,839.31	20,839.31	20,839.31	20,839.31	20,839.31	20,839.31	20,839.31	20,839.31	\$ 246,909.66
COH Bill Fees	7,094.13	7,094.13	7,094.13	7,094.13	7,094.13	7,094.13	7,094.13	7,094.13	7,094.13	7,094.13	7,094.13	7,094.13	7,094.13	7,094.13	\$ 59,463.03
Other Misc. Fees	\$ 1,179,322.88	\$ 1,228,311.78	\$ 1,215,537.57	\$ 1,062,084.89	\$ 868,620.55	\$ 843,313.05	\$ 843,313.05	\$ 843,313.05	\$ 838,753.19	\$ 838,753.19	\$ 838,753.19	\$ 1,061,105.33	\$ 1,061,105.33	\$ 958,970.21	\$ 10,914,925.87
TOTAL SSCWD CHARGES	\$ 483,343.99	\$ 485,122.37	\$ 486,816.27	\$ 487,080.50	\$ 489,068.73	\$ 490,118.03	\$ 491,372.99	\$ 492,674.83	\$ 494,532.50	\$ 496,655.85	\$ 498,973.91	\$ 1,206,333.33	\$ 1,206,333.33	\$ 1,206,333.33	\$ 131,308.03
COH Sewer Fees	11,921.09	11,898.65	11,942.00	11,985.56	11,983.96	11,992.08	11,235.85	11,235.85	11,995.20	12,335.79	12,335.79	12,063.33	12,063.33	12,063.33	\$ 131,308.03
COH Street Sweeping	(1,616.04)	(1,616.04)	(1,616.04)	(1,616.04)	(1,616.04)	(1,616.04)	(1,616.04)	(1,616.04)	(1,616.04)	(1,616.04)	(1,616.04)	(1,616.04)	(1,616.04)	(1,616.04)	\$ (18,531.53)
COH Senior Discount	493,649.04	495,372.82	497,110.07	497,418.86	499,384.39	500,435.78	500,901.64	502,961.53	505,033.94	506,987.71	509,060.26	506,987.71	506,987.71	510,280.69	\$ 5,409,536.47
Total COH Charges	4,167.56	3,925.74	3,925.74	3,925.74	3,925.74	3,925.74	3,925.74	3,925.74	3,925.74	3,925.74	3,925.74	3,925.74	3,925.74	4,093.58	\$ 44,431.16
Late Fees	497,816.60	499,258.56	500,649.71	501,186.73	502,441.56	503,515.88	504,515.88	505,248.17	506,693.68	509,222.02	511,081.26	511,081.26	511,081.26	514,808.41	\$ 5,555,957.63
TOTAL COH CHARGES	\$ 1,203,408.29	\$ 1,263,981.31	\$ 1,260,292.07	\$ 1,109,298.44	\$ 965,621.45	\$ 939,549.50	\$ 854,107.53	\$ 854,107.53	\$ 858,938.08	\$ 862,732.56	\$ 858,938.08	\$ 1,083,326.73	\$ 1,083,326.73	\$ 994,302.55	\$ 9,943,302.55
A/R for Sunnystope Water **	540,749.59	528,562.73	541,347.18	528,580.63	552,513.24	559,517.79	538,223.22	538,223.22	554,032.39	547,229.93	550,877.85	547,229.93	550,877.85	547,972.60	\$ 5,472,972.60
Unapplied Payments	(62,651.90)	(55,068.46)	(138,202.35)	(143,167.73)	(142,083.21)	(111,981.01)	(98,424.85)	(93,608.10)	(89,836.28)	(89,836.28)	(89,836.28)	(69,200.32)	(66,449.23)	(56,449.23)	\$ (1,853,521.92)
Outstanding Bills Owed	\$ 1,681,505.98	\$ 1,737,475.58	\$ 1,663,436.92	\$ 1,494,711.34	\$ 1,376,051.48	\$ 1,293,905.50	\$ 1,293,905.50	\$ 1,293,905.50	\$ 1,323,162.85	\$ 1,296,391.26	\$ 1,323,162.85	\$ 1,565,001.26	\$ 1,565,001.26	\$ 1,486,825.92	\$ 14,868,825.92
Past Due	\$ 117,755.72	\$ 68,729.38	\$ 24,041.93	\$ 32,942.32	\$ 70,873.82	\$ 84,690.47	\$ 47,062.88	\$ 47,062.88	\$ 51,318.84	\$ 62,725.21	\$ 79,805.04	\$ 62,725.21	\$ 62,725.21	\$ 79,805.04	\$ 798,050.04
% Past Due	7.00%	3.96%	1.45%	2.20%	5.15%	6.11%	3.64%	3.64%	3.96%	5.27%	6.01%	4.01%	4.01%	5.37%	\$ 5,377,537.53
SSCWD O&M Owed	\$415,019.67	\$358,626.27	\$389,656.41	\$284,017.41	\$301,286.02	\$167,070.12	\$204,996.47	\$204,996.47	\$170,005.75	\$278,369.40	\$425,060.97	\$425,060.97	\$425,060.97	\$244,568.57	\$ 2,445,685.57
San Benito Ponds Owed	\$18,010.63	\$9,653.18	\$266,710.00	\$84,760.23	\$7,777.65	\$5,582.14	\$5,582.14	\$5,582.14	\$5,582.14	\$5,582.14	\$5,582.14	\$5,582.14	\$5,582.14	\$5,582.14	\$ 55,582.14
WATER METERED															
Cubic Feet	13,693,500	13,528,900	13,227,600	10,737,200	7,340,100	7,368,600	6,124,500	6,124,500	5,866,200	5,955,800	5,866,200	10,097,500	10,097,500	8,420,100	102,360,000
Total SSCWD Gallons	102,427,380	101,196,172	98,942,448	80,314,256	54,903,948	55,117,128	45,811,260	45,811,260	43,879,176	44,549,384	43,879,176	75,529,300	75,529,300	62,982,348	765,652,800
WATER SOURCE															
Well #2 (Southside Road)	14,127,000	8,830,000	7,138,000	2,662,000	1,943,000	1,948,000	1,647,000	1,647,000	3,536,000	3,536,000	3,536,000	8,128,000	8,128,000	5,819,000	59,116,000
Well #5 (Ray Cir/Enterprise)	242,061	8,329,600	15,242,400	14,508,000	10,815,000	3,439,000	4,413,000	4,413,000	3,715,000	3,715,000	4,413,000	14,659,000	14,659,000	12,207,000	92,606,000
Well #7 (Enterprise Rd)	14,520,651	7,080,630	601,772	2,164,292	2,112,516	2,120,297	871,987	871,987	1,578,824	1,578,824	1,578,824	7,075,824	7,075,824	4,851,787	24,191,210
Well #8 (Ridgemark)	15,987,000	16,948,000	2,466,915	4,759,361	4,630,190	264,730	1,083,512	1,083,512	280,792	822,996	1,932,480	1,932,480	1,932,480	1,481,169	39,323,426
Well #11 (Southside Road)	(11,438,900)	(9,220,300)	(9,029,500)	(12,415,000)	10,235,000	4,600,000	3,515,000	3,515,000	4,426,000	3,293,000	4,426,000	14,021,000	14,021,000	9,016,000	112,736,000
Net Well Interic (Supplied to COH)	33,437,812	32,917,719	34,699,387	31,119,753	24,355,706	7,631,227	6,326,299	6,326,299	10,049,662	10,512,811	10,512,811	35,146,504	35,146,504	25,799,556	253,996,636
TOTAL from Wells	34,038,000	29,416,000	26,496,000	15,081,000	8,002,000	20,345,000	15,672,000	15,672,000	17,336,000	17,336,000	15,634,000	20,121,000	20,121,000	20,303,000	222,444,000
Lessah W.T.P. I (High Zone)	15,722,000	12,405,000	16,846,000	14,805,000	12,889,000	12,889,000	12,889,000	12,889,000	12,889,000	12,889,000	12,889,000	15,717,000	15,717,000	14,067,000	146,083,000
West Hills W.T.P. (Well #2)	15,642,000	12,221,000	13,693,000	11,871,000	11,660,000	13,250,000	9,667,000	9,667,000	7,525,000	8,438,000	8,438,000	7,701,000	7,701,000	7,428,000	119,096,000
West Hills W.T.P. (Well #11)	27,365,000	28,492,000	32,555,000	32,555,000	32,555,000	32,555,000	32,555,000	32,555,000	32,555,000	32,555,000	32,555,000	32,555,000	32,555,000	32,555,000	197,454,000
West Hills W.T.P. (COH #2)	10,131,000	11,141,000	13,264,000	12,205,000	11,476,000	13,105,000	11,033,000	11,033,000	11,881,000	11,881,000	11,881,000	12,982,000	12,982,000	12,832,000	131,066,000
West Hills W.T.P. (COH #4)	14,983,000	16,271,000	19,243,000	20,908,000	19,344,000	19,972,000	16,202,000	16,202,000	18,641,000	18,641,000	18,641,000	11,750,000	11,750,000	14,853,000	203,690,000
West Hills W.T.P. (COH #5)	14,698,000	15,269,000	18,226,000	20,566,000	18,979,000	19,677,000	15,847,000	15,847,000	18,941,000	18,941,000	18,941,000	18,101,000	18,101,000	11,555,000	190,487,000
TOTAL Surface Water (Plant Production)	132,579,000	128,215,000	140,523,000	117,389,000	90,865,000	112,515,000	92,960,000	92,960,000	96,385,000	94,715,000	105,143,000	102,208,000	102,208,000	120,520,000	1,210,520,000
Plant Production Used by Hollister															
Plant Production Used by Hollister	53,341,415	55,514,884	66,809,810	66,630,933	58,657,840	63,175,715	52,623,921	52,623,921	56,671,586	55,928,363	56,671,586	56,576,148	56,576,148	54,707,937	640,638,552
SSCWD % of Plant Production	59.77%	(1,421,663)	(9,270,329)	(43,24%)	(35.46%)	(43.85%)	(43.39%)	(43.39%)	(41.20%)	(40.95%)	(40.95%)	(46.19%)	(46.19%)	(46.47%)	47.07%
Estimated Water Gain(Loss)	(10,248,017)	(0.90%)	(5,230,329)	(1,563,564)	(1,678,918)	(1,856,384)	(2,851,118)	(2,851,118)	(5,210,692)	(5,420,272)	(5,420,272)	(8,184,056)	(8,184,056)	(10,317,271)	(58,025,284)
Water Consumption Per Customer	12965	12782	12502	10150	6938	6951	5773	5773	5641	5547	5641	5633	5633	7907	8790
Blend - % Surface	73.51%	71.49%	72.08%	67.18%	62.78%	68.68%	85.81%	85.81%	82.49%	81.65%	81.65%	61.66%	61.66%	67.92%	74.38%
Cost of Water Produced (Per Acre Foot)	3.312	3.555	3.297	3.969	5.615	5.189	6.349	6.349	5.918	6.664	6.664	6.211	6.211	4.163	4.379
Cost of Water Produced	3,029	3,085	3,094	3,167	4,335	6,058	6,058	6,058	6,664	6,519	6,519	4,930			

Chart Includes: Only Water Metered to SSCWD Customers,
Chart Does Not Include: COH Inerties Wholesale Water Flow

FY26 Metered Water Per Customer

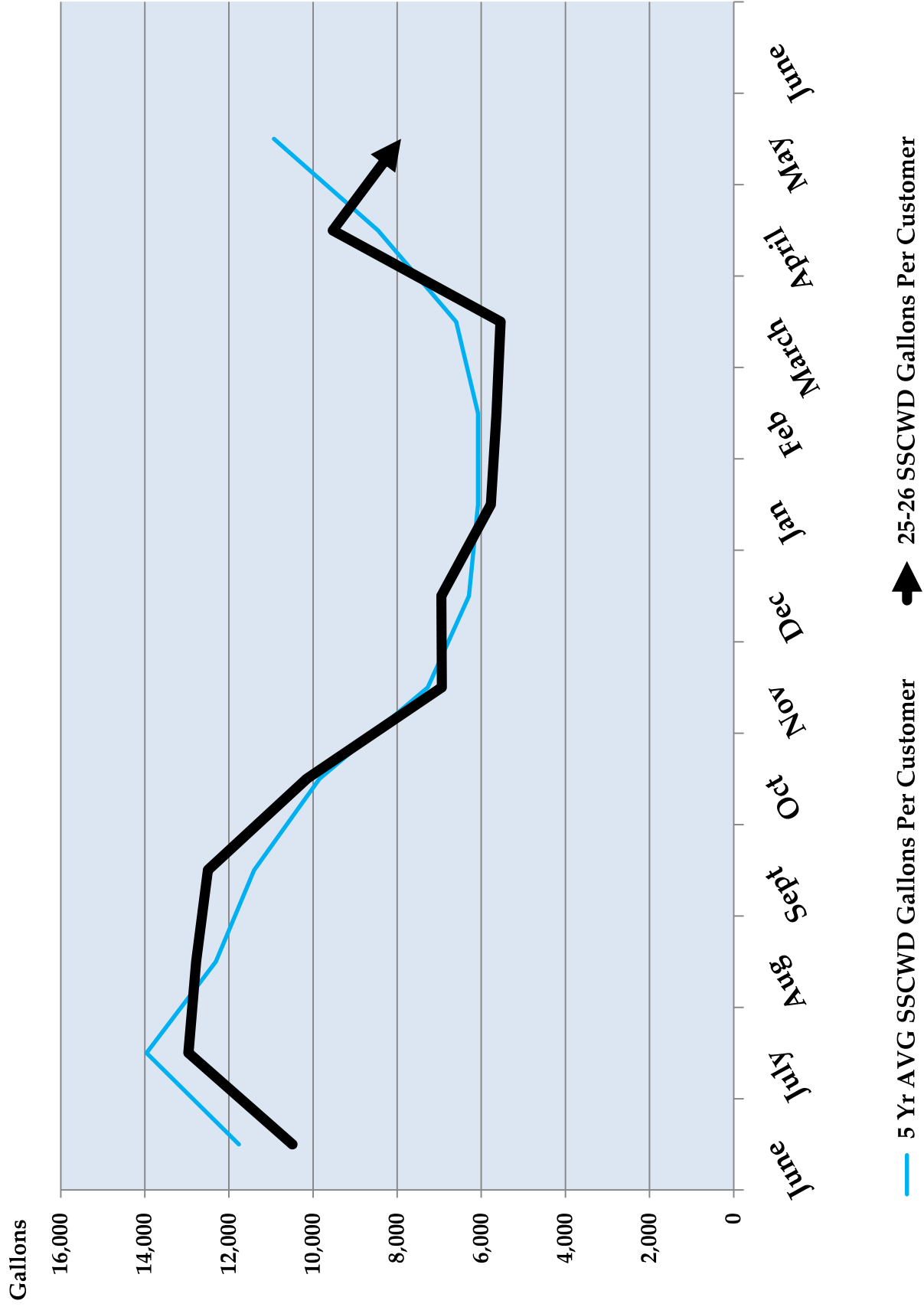



Chart Includes: Only Water Metered to SSCWD Customers,
 Chart Does Not Include: COH Interities Wholesale Water Flow

FY26 Metered Water



Sunnyslope County Water District

STATEMENT OF INCOME

FOR THE FISCAL YEAR ENDING JUNE 30, 2026 (This Year)

UN-AUDITED 6/11/2026

*** WATER ***	Apr-26		May-26	Variance Over / (Under) Prior Month	YEAR- TO-DATE	PRIOR YEAR-TO- DATE	PROJECTED 25/26 ACTUAL	FY 25/26 BUDGET
	825,412	731,632	1,014,975 #					
OPERATING REVENUES								
Water Sales	825,412	731,632	1,014,975 #	(93,780)	8,545,952	7,690,543	9,243,861	9,356,000
Contracted Services	425,061	251,369		(173,692)	3,275,456	3,381,513	3,615,000	4,215,000
Installation Fees	10,935	3,925		(7,010)	132,745	66,855	159,294	100,000
Late Fees	5,358	7,339		1,981	71,397	54,729	85,676	
Other Revenue	25,423	20,710		(4,712)	270,108	374,927	304,130	150,000
TOTAL OPERATING REVENUES	1,292,188	1,014,975 #		(277,213)	12,295,658	11,568,567	13,407,961	13,821,000
OPERATING EXPENSES								
Salaries and Benefits	(344,278)	(260,845)		83,433	(3,229,522)	(3,062,915)	(3,402,878)	(3,056,000)
Operating Expenses	(1,084,415)	(795,255)		289,163	(9,930,063)	(9,881,597)	(10,789,465)	(11,595,500)
TOTAL OPERATING EXPENSES	(1,428,693)	(1,056,097) #		372,596	(13,159,585)	(12,944,512)	(14,192,343)	(14,651,500)
NET OPERATING INCOME	(136,505)	(41,122) #		95,383	(863,927)	(1,375,945)	(784,382)	(830,500)
NON OPERATING INCOME & (EXPENSES)								
Capacity Fees	226,773	67,192		(159,581)	2,849,091	2,255,110	2,849,091	
Donated Asset	1,431,490	-		(1,431,490)	1,639,818	-	1,639,818	-
Miscellaneous Income	2,920	-		(2,920)	2,920	-	2,920	-
Adjust LAIF Investment to Fair Value				-	-	-	-	-
Interest Income	67,983	53,876		(14,107)	492,402	433,035	590,883	563,000
Allocated from G & A (Interest & Sale of Assets)	40,662	11,187		(29,474)	203,334	473,489	181,000	181,000
TOTAL NON OPERATING INCOME & (EXPENSES)	1,769,828	132,255 #		(1,637,573)	5,187,566	3,161,634	5,263,712	744,000
NET WATER INCOME (LOSS)	\$ 1,633,323 \$	\$ 91,133		(1,542,190)	\$ 4,323,639 \$	\$ 1,785,689	\$ 4,479,330	\$ (86,500)
NET WATER INCOME (LOSS) Adjusted for Non Budgeted Items	\$ (136,505) \$	\$ (41,122)		92,462	\$ (861,007) \$	(1,375,945)	\$ (781,462) \$	\$ (830,500)

Sunnyslope County Water District

STATEMENT OF INCOME

FOR THE FISCAL YEAR ENDING JUNE 30, 2026 (This Year)

UN-AUDITED 6/11/2026

*** WASTEWATER ***	Apr-26		May-26	Variance Over / (Under) Prior Month	YEAR- TO-DATE	PRIOR YEAR-TO- DATE	PROJECTED ACTUAL	FY 25/26 BUDGET
	Apr-26	May-26	May-26					
OPERATING REVENUES								
Sewer Sales	190,406	187,102		(3,303)	1,841,638	1,813,532	2,002,222	1,981,000
Contracted Services	-	-		0	413,695	503,796	585,000	585,000
Installation Fees	100	150		50	2,150	15,300	2,580	
Late Fees	892	816		(76)	9,202	10,337	11,043	
Other Revenue	2,932	6,970		4,038	41,705	43,645	50,046	40,000
TOTAL OPERATING REVENUES	194,330	195,038		709	2,308,390	2,386,610	2,650,890	2,606,000
OPERATING EXPENSES								
Salaries and Benefits	(34,887)	(61,908)		(27,021)	(642,648)	(685,970)	(660,071)	(960,000)
Operating Expenses	(96,352)	(103,906)		(7,554)	(1,288,970)	(1,124,401)	(1,382,625)	(1,596,000)
TOTAL OPERATING EXPENSES	(131,239)	(165,813)		(34,574)	(1,931,618)	(1,810,372)	(2,042,696)	(2,556,000)
NET OPERATING INCOME	63,091	29,225		(33,866)	376,771	576,238	608,194	50,000
NON OPERATING INCOME & (EXPENSES)								
Capacity Fees	4,560	6,840		2,280	95,445	11,083	95,445	-
Donated Asset- Electric Vans Grant				0	-	-	-	-
Miscellaneous Income				0	-	-	-	-
Adjust LAIF Investment to Fair Value				0	-	-	-	-
Interest Income	8,984	7,789		(1,195)	77,613	113,601	93,135	94,000
Allocated from G & A (Interest & Sale of Assets)	5,404	4,087		(1,316)	13,315	96,052	74,000	74,000
Shenkman Litigation Expense (Districting)				0	-	0	-	-
TOTAL NON OPERATING INCOME & (EXPENSES)	18,948	18,717		(231)	186,373	220,736	262,580	168,000
NET WASTEWATER INCOME (LOSS)	82,039	47,942		(34,097)	563,144	796,974	870,775	218,000
NET WASTEWATER INCOME (LOSS)	\$ 63,091	\$ 29,225		(34,097)	\$ 376,771	\$ 576,239	\$ 608,194	\$ 50,000
<i>Adjusted for Non Budgeted Items</i>								
*** WATER & WASTEWATER ***								
*** WATER & WASTEWATER ***	Apr-26	May-26		Variance Over / (Under) Prior Year	YEAR- TO-DATE	PRIOR YEAR-TO- DATE	PROJECTED ACTUAL	FY 25/26 BUDGET
*** COMBINED INCOME (LOSS) WATER & WASTEWATER***	1,715,362	139,075		(1,576,287)	4,886,794	2,582,663	5,350,105	131,500
*** COMBINED INCOME (LOSS) WATER & WASTEWATER Adjusted for Non - Budgeted Items	\$ (73,414)	\$ (11,897)		\$ 61,517	\$ (484,235)	\$ (799,706)	\$ (173,268)	\$ (780,500)

Sunnyslope County Water District

Investment Summary
2025 / 2026 (This Year)

BANK ACCOUNT	INTEREST RATE	JULY 2025	AUGUST 2025	SEPTEMBER 2025	OCTOBER 2025	NOVEMBER 2025	DECEMBER 2025	JANUARY 2026	FEBRUARY 2026	MARCH 2026	APRIL 2026	MAY 2026	JUNE 2026	JUNE 2025
Heritage Bank of Commerce														
CHECKING ACCOUNT														
Operating - General Fund	0	1,733,363	1,747,111	3,092,899	2,529,902	2,119,843	1,545,607	4,775,756	4,191,242	2,734,781	2,594,533	3,377,797		2,385,322
CHECKING SUBTOTAL		1,733,363	1,747,111	3,092,899	2,529,902	2,119,843	1,545,607	4,775,756	4,191,242	2,734,781	2,594,533	3,377,797	0	2,385,322
MONEY MARKET ACCT (MMA)														
Invested - General Fund	0.40%	91,871	91,871	91,904	91,970	91,998	92,031	92,062	92,090	92,090	92,122	92,152		91,836
MMA SUBTOTAL		91,871	91,871	91,904	91,970	91,998	92,031	92,062	92,090	92,090	92,122	92,152	0	91,836
L. A. I. F.														
(Local Agency Investment Fund)	As of: Dec 2025													
General Fund	4.20%	-4,011,546	-4,011,546	-4,011,546	-4,011,546	-4,011,546	-4,011,546	-4,011,546	-11,546	-11,546	-11,546	-1,011,546		-408,687
Water Connect. Fee	4.20%	0	0	0	0	0	0	0	0	0	0	0		0
Sewer Connect. Fee	4.20%	0	0	0	0	0	0	0	0	0	0	0		0
SRF Loan Reserve	4.20%	869,672	869,672	869,672	879,173	879,173	879,173	888,469	888,469	894,836	894,836	894,836		875,072
Board Designated Reserves	4.20%	5,527,775	5,527,775	5,527,775	5,544,338	5,544,338	5,544,338	5,560,546	5,560,546	5,560,546	5,600,313	5,600,313		5,527,537
L.A.I.F. SUBTOTAL		2,385,902	2,385,902	2,385,902	2,411,965	2,411,965	2,411,964	2,437,468	6,437,468	6,437,468	6,483,603	5,483,603	0	5,993,922
CEPPT														
(CA Employee Pension Plan Trust)														
Employee Pension Reserve	0	1,040,678	1,040,678	1,040,678	1,040,678	1,040,678	1,040,678	1,040,678	1,040,678	1,040,678	1,040,678	1,040,678		1,040,877
CEPPT SUBTOTAL		1,040,678	1,040,678	1,040,678	1,040,678	1,040,678	1,040,678	1,040,678	1,040,678	1,040,678	1,040,678	1,040,678	0	1,040,877
MBS Securities														
(CD Brokerage - Water Capacity Funds)														
Water Connect. Fee	4.00%	14,336,674	14,212,245	13,587,308	13,543,602	13,511,431	13,556,475	14,397,015	15,284,385	15,044,785	15,224,007	15,067,467		13,284,100
Sewer Connect. Fee	4.00%	2,426,423	2,439,273	2,443,347	2,452,803	2,338,847	2,350,316	2,339,225	2,205,881	2,198,197	2,210,218	2,216,976		2,425,609
Board Designated Reserves	4.00%	1,384,494	1,400,828	1,417,049	1,430,913	1,443,396	1,456,857	1,467,332	1,421,980	1,429,195	1,443,045	1,463,990		1,256,705
General Fund	4.00%	2,547,086	2,751,970	3,463,850	3,557,054	3,741,762	3,767,404	68,994	-599,889	-382,701	-525,617	-397,470		3,685,792
MBS SUBTOTAL		20,694,676	20,804,317	20,911,554	20,984,372	21,035,435	21,131,053	18,272,566	18,312,357	18,289,476	18,351,653	18,350,963	0	20,652,206
GRAND TOTAL		25,946,491	26,069,879	27,522,937	27,058,887	26,699,920	26,221,333	26,618,530	30,073,836	28,594,493	28,562,589	28,345,194	0	30,164,162
* TOTAL INTEREST RECORDED	YTD Total	50,759	37,348	55,149	98,181	76,246	101,646	75,184	26,708	47,774	121,002	64,911		874,503

Sunnyslope County Water District

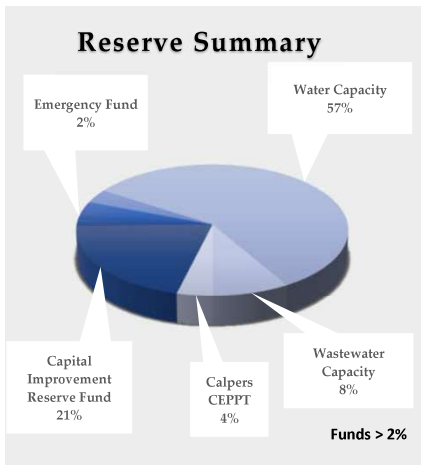
Reserve Summary
As of May 31, 2026
(Policy #8600)

	5/30/2026	Increase	Decrease	6/30/2025	6/30/2024	Change	Board Approval
1 Capital Improvement Reserve Fund	\$ 5,468,067	\$ 109,552		\$ 5,357,885	\$ 5,232,576	\$ 125,309	Jun-25
2 Rate Stabilization Fund	\$ 125,000			125,000	250,000	\$ (125,000)	Jun-25
3 Drought Contingency Reserve	250,000			250,000	500,000	(250,000)	Jun-25
4 Emergency Fund	500,000			500,000	1,000,000	(500,000)	Jun-25
5 Vehicle Replacement Fund	325,778	99,000	57,545	284,323	241,930	42,393	Jun-25
6 Office and Misc. Equipment Replacement Fund	395,457	12,000		383,457	389,217	(5,760)	Jun-25
Board Designated Reserves	7,064,303	220,552	57,545	6,900,666	7,613,723	(713,057)	
7 CSWRCB Loan	894,836	25,163		869,673	831,239	38,434	
8 Water Capacity	15,067,467	3,241,971	2,328,470	14,153,966	11,991,492	2,162,474	
9 Wastewater Capacity	2,216,976	163,777	368,235	2,421,434	2,424,120	(2,687)	
10 Calpers CEPPT	1,040,877			1,040,877	899,643	141,234	
Legally Restricted Reserves	19,220,155	3,430,912	2,696,705	18,544,492	16,146,495	2,339,454	
TOTAL	\$ 26,284,458	\$ 3,651,464	\$ 2,754,251	\$ 25,445,158	\$ 23,760,218	\$ 1,626,397	

Unreserved Cash \$2,060,736
 Percentage of Total Capital Assets 43.05%

Detailed Transactions:

Depr. Expense	\$ 99,000	
Interest	\$ 675,128	
Debt Amortization		1,085,949
Water Capacity Fees	2,849,091	
Sewer Capacity Fees	95,445	
Fixed asset Additions	12,000	1,668,301
FMV YTD	(79,200)	
Transfers		-
Fair Market Value & Misc Adj		-
	\$ 3,651,464	\$ 2,754,251
	(0)	



Board Approved Disbursement Analysis

Date:	Description:	Vendor	Resolution	# Actual
2/21/2023	Rate Study	Raftelis	110,502	101,088
4/23/2024	BRMWC Consolidation	Wallace Group	3,050,000	2,100,000
6/20/2023	Temetra	Meter Valve & Control, Bi	430,731	530,414
8/15/2023	Initial Voter Districting	LGDR	40,000	19,000
7/23/2024	Itron Meter Purchase	Pace Supply	84,000	80,315
11/19/2024	Well #7 Rehab	Maggiora Bros.	90,000	101,665
12/31/2024	Well #8 Rehab	Maggiora Bros.	75,000	69,057
1/28/2025	SBR Rotary Blower #2	Wallace Group/Atlas	125,000	124,234
1/28/2025	John Smith Rd. Pipeline CM	Wallace Group	246,664	244,518
2/25/2025	Two Electric Vans w/grant	Greenwood Chevy	20,000	7,467
2/25/2025	HD Electric Box Truck	Phoenix EV	115,000	
2/25/2025	MG Segment B - Pipeline	Ruggeri-Jensen-Azar	120,000	86,427
2/25/2025	MG Potholing Contract Amend	Wallace Group	316,250	
2/25/2025	BRMWC Well #5 Improvements	Wallace Group	384,171	59,610
3/25/2024	BRMWC - SCADA Upgrades	Calcon Systems	184,850	157,123
3/13/2025	MG Appraisals	Bender Rosenthal Inc.	32,600	28,800
5/20/2025	Meter Upgrade Project	Meter Valve & Control	1,250,000	654,718
5/20/2025	FY 2025 Audit	McGilloway	33,000	29,841
5/20/2025	2.0 MG Tank Rehab, Design, Insp	Harper & Assoc.	158,410	63,170
5/20/2025	Oak Canyon Abandonment	Kraemer Engineering	180,000	182,753
9/2/2025	Installation Well 7 Sensors	Calcon Systems	38,000	14,925
11/18/2025	Kubota Tractor/Trailer/Attachments	C&N Tractors	86,341	86,872
12/16/2025	Abandonment Well 1 & Well 6	Maggiora Bros.	70,000	55,409
12/16/2025	Small Water Sys. Consolidation	Katch Enviornmental	15,000,000	1,926,291
1/27/2026	Lessalt Solar	Eva Green Power	289,131	272,975
1/27/2026	Vehicle Purchases	Greenwood Chevy	165,000	57,538
3/24/2026	Design & Permitting Enterprise Facility	Multiple Vendors	120,000	5,250

Complete

Staff Report

Agenda Item: **H-5**

DATE: May 12, 2026 (May 19, 2026, Meeting)

TO: Board of Directors

FROM: Water/Wastewater Superintendent, Jose J. Rodriguez

SUBJECT: Superintendent Monthly Status Report: a. Maintenance, b. City Meter Reading, and c. Groundwater Level Measurement.

NARRATIVE

1. Regulatory Reporting

All three required water quality reports were completed and successfully submitted by May 8, 2026. This ensures continued compliance with state and federal regulatory requirements.

2. Water Production Summary – May 2026

In May 2026, the Westhills Water Treatment Plant produced a total of 65.51 million gallons, and the Lessalt Water Treatment Plant produced 34.60 million gallons. Combined, the total water produced for the month was 300.143 acre-feet. As of the end of May, there remains a balance of 3,292.73 acre-feet of the 4,200 acre-feet allocation for the 2026–2027 water production year.

3. Westhills Construction - ADrop

Construction activities at the Westhills Water Treatment Plant are nearing completion. Throughout the project, Sunnyslope staff have worked closely with contractors and successfully navigated several unexpected shutdowns to minimize operational impacts.

Staff have continued to maintain and monitor critical plant equipment, including chemical feed systems, SCADA controls, and water quality monitoring instrumentation, ensuring uninterrupted treatment processes and compliance with water quality standards during construction activities.

4. Meter Replacement – May 2026

Implementation of the Meter Replacement Capital Project continued steadily throughout the reporting period. During May 2026, staff installed a total of 127 new water meters, bringing the total number of meters replaced over the past year to 1,540.

In conjunction with these installations, staff performed necessary field repairs and addressed issues identified during the replacement process to ensure proper operation and compliance with District standards. The project remains on schedule and continues to support the District's

goals of improving metering accuracy, enhancing operational efficiency, and strengthening long-term asset reliability.

5. Operations & Maintenance – CMMS Usage

The Westhills and Lessalt Water Treatment Plants continue to effectively utilize the Computerized Maintenance Management System (CMMS) for equipment management and preventive maintenance tracking. During this reporting period, Sunnyslope staff completed 186 maintenance work orders across the two facilities, demonstrating their ongoing commitment to operational efficiency, equipment reliability, and regulatory compliance.

In addition to the daily, weekly & monthly work schedule, our maintenance personnel also performed these additional special work projects.

Water (8) - Update 6/5/2026

1. Repaired a leaking water service line at 1701 Cedar Drive to prevent water loss and maintain reliable service.
2. Repaired leaking service line at 2171 Alturas Court.
3. Repaired leaking service line at 245 Daffodil Drive that was damaged by contractor who was horizontal boring for fiber.
4. Repaired service line leak at 1360 Loma Vista Drive.
5. Cleared, mowed, and sprayed weeds at district facilities to maintain site accessibility, reduce fire hazards, and improve overall site safety and appearance.
6. Flushed pressure transducers at district wells and tanks to remove buildup and ensure accurate pressure readings for reliable system monitoring and operation.
7. Began testing district backflow assemblies to stay in compliance with state standards in cross connection control.
8. Collected oil samples from district back up generators as preventative maintenance and to check engine health.



Project Location	: Fairview Tanks
Project	: Weed Abatement
Department	: Water
Description	: Clearing vegetation to maintain site accessibility, reduce fire hazards, and improve overall site safety and appearance.

LESSALT Water Treatment Plant (7) – Updated 6/5/2026.

1. Marquez plumbing replumbed airline on Continuous Microfiltration (CMF) 3. Original CPVC airline had become brittle and cracked causing .
2. Pulled, cleaned, and inspected chlorine injector to prevent build-up.
3. Rebuilt actuator AV-6 on CMF 1, due to valve sticking and making loud noise.
4. Replaced both gaskets on the hatches for Green Roughing Filters (GRF) 2.
5. Completed Clean In Place (CIP) on all three CMF units. to remove fouling deposits and restore membrane performance, maintain system efficiency, extend Membrane life, and it also helps lower Log Removal Value (LRV) for each membrane system.
6. Pulled, cleared, and sprayed weeds around facility to maintain aesthetics, access, and safety.
7. Brian Mailey worked on installing electrical boxes, breakers and running CAT5E cable to control room,

West Hills Water Treatment Plant (8) – Updated 6/5/2026.

1. Loaded sludge bins for Waste Resources Recovery (WRR) hauling John Smith Landfill. Sludge is dried to reduce hauling and disposal costs.
2. Continued clearing overgrown weeds and vegetation around the main treatment plant and raw water pump station perimeter to maintain site access and safety.
3. Took fire pump exhaust to Wright Bros. to have flex joint welded back on.
4. Cleaned turbidity meters to ensure proper function and reading.
5. Replaced sulfuric pump #2 diaphragm and cleaned top and bottom check valves.
6. Filter Effluent: Cleaned and repaired faulty pilot valve on the filter effluent valve to restore proper pneumatic/hydraulic control loop operation.
7. Replaced the permanganate injector, along with its dedicated pressure gauge and check valve, to ensure proper chemical dosing.
8. Multiple scheduled plant shutdowns for contractor tie-ins.

Wastewater/Collections (2) -Updated 6/5/2026.

1. Brain from R&B Automation replaced Auma Actuating Valve for Basin #1 Air control.
2. Removed dry sludge from drying beds #3 & 4 to get hauled off to John Smith Landfill.

Completed This Month	Job Descriptions Updated 4/15/2025	Completed YTD 2025 – 2026 July 1 to June 30	Completed 2024 – 2025 July 1 to June 30	Completed 2023 – 2024 July 1 to June 30	Completed 2022 – 2023 July 1 to June 30
544	Work Orders	6303	6037	4338	2480
20	Temporary Manual Read Water Meters Installed in New Construction Accounts	108	141	171	287
0	Radio Read Meters & ERTs Installed in New Construction Accounts	0	3	5	3
5	Total: Manual Read Meters Replaced with Radio Read Meters & ERT's, including Radio Meters Installed in New Construction Accounts	158 (Total = 7856)	270	216	268
123	Existing Radio Read Meters & ERTs Replaced with New Radio Read Meters & ERTs	1392	524	180	247
51	Valves Exercised (Approx. 3160 in SSCWD System 5/2026)	1148	280	299	528
48	Fire Hydrants Flushed (Approx. 1025 in SSCWD System 5/2026)	999	502	466	537
0	Meters on Repair List	245	204	209	250
23	Emergency Calls	148	142	138	158
187	Locates on our Water/Sewer Lines	1717	2002	1722	1512
0	Sewer Inspections	0	0	0	0
1	Shutoff Notices	88	59	23	0
0	Water Services Replaced	14 (Total = 991)	14	17	15

(5/2026 Update Valve and Fire Hydrant Count, Includes Santana Ranch pH 1, Villages, Tyler Knoll, Walnut Park, Creekside)



Hollister/Sunnyslope Intertie Water Balance

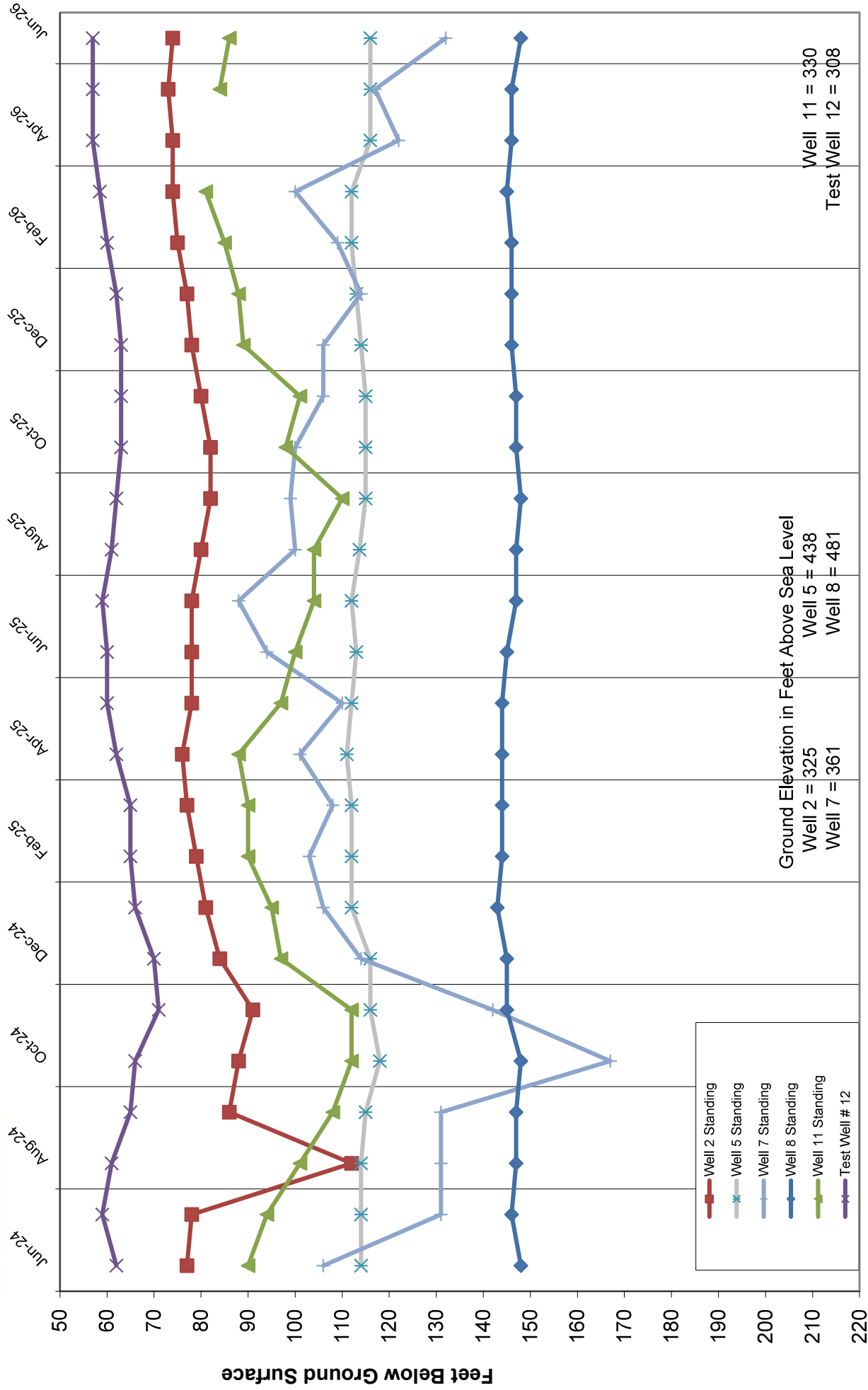
Report Date: June 1, 2026		to		May 11, 2026	
Current Consumption Period: April 13, 2026		Groundwater Flow to COH	Surface Flow to COH	Groundwater Flow to SSCWD	Surface Flow to SSCWD
Intertie Location		in Gallons			
Southside Road Intertie Water Total Flow		0	1,283,837		
Sunset & Memorial Water Total Flow		3,828,600	2,845,700	0	0
Sunnyslope & Memorial Water Total Flow		3,584,700	1,781,200	0	0
Hillcrest and Memorial Water Total Flow		2,100	5,800	600	1,900
Santa Ana & La Baig Water Total Flow		160,000	1,213,400	0	0
Intertie Sub-Total Water Flow		7,575,400	7,129,937	600	1,900
<i>Total Combined Surface and Ground Water Intertie Flow</i>		14,705,337		2,500	
City of Hollister Well 2 Surface Water Total Flow (West Hills)			14,853,000		
City of Hollister Well 4 Surface Water Total Flow (West Hills)			21,170,000		
City of Hollister Well 5 Surface Water Total Flow (West Hills)			11,555,000		
Sunnyslope Well 2 Surface Water Total Flow (West Hills)					7,428,000
Sunnyslope Well 11 Surface Water Total Flow (West Hills)					12,832,000
Sunnyslope Surface Water Total Flow (LESSALT)					34,370,000
Surface Water Flow Sub-Totals			47,578,000		54,630,000
Ground Water and Surface Water Flow Totals		7,575,400	54,707,937	600	54,631,900
Current Period:	COH half of Surface Water Flow to Distribution (LESSALT & WH)		51,104,000		
	Net Ground/Surface Water Balance Owed to SSCWD (to COH)	7,574,800	3,602,037		
	Beginning Water Balance Owed to SSCWD (to COH)	861,641,200	-242,739,551		
	Gallons Billed to COH thru Report Date May 1, 2026	0		Informational Last Month Net Total	618,901,649
	Sub-total Ending Water Balance Owed to SSCWD (to COH)	869,216,000	-239,137,514	Net Sub Total	630,078,486
Half of Total Gallons LESSALT Discharge to City of Hollister Wastewater Treatment Plant during the current consumption period				1,164,500	
Exchange Factor; Half of the total gallons discharged to COH WWTP from LESSALT multiplied by a factor of 4					4,658,000.00
Ending Water Balance Owed to SSCWD (to COH)		864,558,000	-239,137,514	Net Total	625,420,486

Current:	LESSALT WTP Total Flow to Distribution	34,370,000			
	Percent of LESSALT Surface Water Received	COH	20.7%	SSCWD	79.3%
Current:	COH half of LESSALT Total Flow to Distribution	17,185,000			
	Intertie Net Surface Water Total Flow to COH	7,128,037			
	Intertie Net Ground Water Total Flow to COH	7,574,800			
Current:	West Hills WTP Total Flow to Distribution	67,838,000			
	Percent of Surface Water Received	COH	70.1%	SSCWD	29.9%
Current:	COH half of West Hills WTP Total Flow to Distribution	33,919,000			
	West Hills WTP Surface Water Total Flow to COH	47,578,000			

From April 1, 2025 to Present					
YTD	LESSALT WTP Total Flow to Distribution	97,923,000			
	West Hills WTP Total Flow to Distribution	204,130,000			
	Surface WTPs Total Flow to Distribution	302,053,000			
	Total YTD Surface Flow to COH/SSCWD	COH	167,192,748	SSCWD	134,860,252
	Percent of Surface Water Received	COH	55.4%	SSCWD	44.6%

Depth to Standing Water Level Below Ground Surface

Month/Year



Staff Report

Agenda Item: H-6

DATE: June 18, 2026 (June 23, 2026 Meeting)

TO: Board of Directors

FROM: General Manager, Drew Lander P.E.

SUBJECT: General Manager Monthly Status Report

ACTIVE TASKS:

1. **Grand Jury Report 2026 Released** – The grand jury report has been released to the public and included review of a number of Sunnyslope operational items. A response pursuant to Penal Code sections 933 and 933.05 is required and the General Manager has been invited to respond to the report within 90 days of the issuance.
2. **Tres Pinos/Stonegate Small Water System Consolidation Project** – As was expected, the reimbursement process for project expenditures through San Benito County has slowed due to the resignation of the previous public works Director. However, the process has been better defined to make reimbursements timely in the future. The district is holding approximately \$3M in receivables for this project with \$1.5M in reimbursements pending with DWR. The next invoice to DWR will bring the district current minus the retention held by DWR per the agreement.
3. **Interagency Communication** – Sunnyslope management staff continue to assist the City of Hollister with consultation regarding water and wastewater operations when requested. This coordination has been helpful in better understanding City processes which will ultimately help facilitate the operation of the ADRoP project as we get closer to initializing that new water storage solution.
4. **Vehicle Update** – The Chevy 3500 work truck delivery has been bumped to July but that date seems firm with expectation that the toolboxes for the truck bed can be completed on time. The electric vehicle (EV) box truck will be delivered next week. At that time the truck will still need to be fitted with an external air compressor for tools needed to perform road repairs, however with the truck in our possession we can begin to out-fit it with the appropriate equipment and materials for use during emergency repairs. Both Vehicles remain in budget.

Staff Report

Agenda Item: I-1

DATE: June 18, 2026 (June 23, 2026 Meeting)

TO: Board of Directors

FROM: General Manager, Drew Lander P.E.
SBCWD General Manager, Dana Jacobson

SUBJECT: Consider Approval Of Resolution No. 619 Adopting The 2025 Urban Water Management Plan And Water Shortage Contingency Plan (Not A Project Per CEQA Article 20, Section 15378.)

RECOMMENDATION:

Staff recommend the Board receive a presentation by SBCWD General Manager, Dana Jacobson and approve Resolution No. 619 adopting the 2025 Urban Water Management Plan and Water Shortage Contingency Plan.

BACKGROUND:

The Urban Water Management Planning Act (Division 6 Part 2.6 of the Water Code §§10610 – 10656) requires every urban water supplier providing water for municipal purposes to more than 3,000 customers or supplying more than 3,000 acre-feet of water annually to adopt an Urban Water Management Plan (UWMP). The Act requires that plans be updated every five years in accordance with the guidance published by the Department of Water Resources. The UWMP was last updated in 2020.

The plan was developed through the Water Resources Association of San Benito County, which is comprised of members of the San Benito County Water District (SBCWD), the City of San Juan Bautista, the City of Hollister, and the Sunnyslope County Water District. This approach improves efficiency by allowing for the development of one coordinated plan as opposed to each agency independently creating its own. The Draft UWMP Update has been prepared by the consulting firm Todd Groundwater, under contract with SBCWD.

The plan identifies the local and imported water supplies that will be needed, including groundwater, surface water, and water recycling, as well as planned conservation measures. This helps to ensure that the San Benito Urban Area is provided with a reliable supply of water to meet current and future demands. The UWMP also contains a Water Shortage Contingency Plan, which outlines the steps to be taken during extended drought conditions.

Staff recommends that the Board review the draft update, receive the 2025 San Benito UWMP Update presentation, accept public comment, and approve the Resolution regarding the plan.

The 2025 San Benito Urban Water Management Plan and the 2025 Water Shortage Contingency Plan (Included in UWMP) are available for review at the SSCWD offices and can be downloaded for review from the SBCWD website at <https://sbcwd.ca.gov/wp-content/uploads/2026/06/UWMP-Plan-and-Appendices-Final-Draft.pdf>.

FISCAL IMPACT:

The approval of the UWMP does not directly commit the District to expenditures but the recommendations of the plan inform the participating agencies of the road map which SBCWD will follow to seek out water sustainability for participating agencies as well as the actions each agency may take to conserve water and manage water resources. The future actions to be taken will ensure water resources remain stable within the study area. The cost for these projects will be considered on a case-by-case basis when costs are known.

ENVIRONMENTAL IMPACT:

The proposed action is not a project as defined by 14 California Code of Regulations 15378 (State CEQA Guidelines) and therefore CEQA is not applicable.

ATTACHMENT:

- 1) Resolution No. 619
- 2) Todd Ground Water PowerPoint® Presentation

RESOLUTION NO. 619

A RESOLUTION OF THE BOARD OF DIRECTORS OF THE SUNNYSLOPE COUNTY WATER DISTRICT APPROVING, WITH QUALIFICATIONS, THE 2025 SAN BENITO URBAN WATER MANAGEMENT PLAN AND WATER SHORTAGE CONTINGENCY PLAN

WHEREAS, the San Benito County Water District (“District”), in cooperation with the Sunnyslope County Water District, the City of Hollister, and the City of San Juan Bautista (the “Participating Agencies”), has prepared the 2025 San Benito Urban Water Management Plan (“UWMP” or “Plan”) pursuant to California Water Code Section 10610 et seq., also known as the Urban Water Management Planning Act; and

WHEREAS, the UWMP study area encompasses the “San Benito Urban Area,” which includes the service areas of the City of Hollister, the City of San Juan Bautista, and the Sunnyslope County Water District, together with adjacent surrounding areas overlying the North San Benito Groundwater Basin; and

WHEREAS, the purpose of the UWMP is to evaluate existing and projected water demands, identify current and planned sources of water supply, and assess the reliability of those supplies over the planning horizon required by state law; and

WHEREAS, the Plan is intended to serve as a long-range planning document and informational resource and does not create or confer any right or entitlement to water service or to any specific level of water service; and

WHEREAS, the Sunnyslope Water District Board of Directors recognizes that water supply conditions and reliability are subject to change over time due to hydrologic, regulatory, environmental, economic, and operational factors, and that the UWMP represents the best available information at the time of its preparation; and

WHEREAS, the District has posted the required public notification, on May 22nd and May 29th of 2026, of this adoption hearing on the 2025 San Benito Urban Water Management Plan in accordance with the Urban Water Management Planning Act.

NOW, THEREFORE, the Board of Directors of the Sunnyslope County Water District hereby resolves as follows:

1. The San Benito Urban Water Management Plan 2025 (“the Plan”) dated June 2026, is hereby adopted by the Board of Directors of the Sunnyslope County Water District and incorporated into this resolution by reference. A copy of the Plan is available for public review during normal business hours at the District Office located at 3570 Airline Hwy, Hollister, California;
2. San Benito County Water District shall be directed to file the Plan with the California Department of Water Resources by July 1, 2026;
3. The Plan, as adopted, is not intended as a tool to be used exclusively by land use planning agencies as a substitute for a comprehensive study and investigation of water availability, reliability, and quality for development projects and land use changes proposed in San Benito County or the City of Hollister and San Juan Bautista, for the reasons stated in the recitals to this resolution.

THE FOREGOING RESOLUTION was approved and passed by the following vote of the Board of Directors of the Sunnyslope County Water District, at a regular meeting of said Board held on June 23, 2026.

AYES:
NAYS:
ABSTAIN:
ABSENT:


SUNNYSLOPE COUNTY WATER DISTRICT

Mike Alcorn, President

(Seal)

ATTEST:

Drew A. Lander, General Manager/
Secretary of the Board of Directors



San Benito Urban Area

Urban Water Management Plan


2025

Todd Groundwater
Maureen Reilly, PE
Iris Priestaf, PhD
Ed Potts
Nicole Grimm

1

Agenda

- State Water Code Requirements
- UWMP Overview
 - Water Systems
 - Demand
 - Supply
 - Water Shortage Contingency Plan
 - Keys to Reliable Supply
- Adoption and Next Steps
- Questions



TODD
GROUNDWATER

2

Water Code Requirements



- 20-year planning horizon
- Demonstrate compliance with 2028 Water Loss Standard
- Require UWMP update every five years
- Prescribed content and tables
- Required for State grants and loans
- Planning tool for water supply and demand



3

UWMP Outline

1. Introduction
2. Plan Preparation
3. Service Area Description
4. Water Use Characterizations
5. SB X7-7 Baselines, 2020 Targets and 2025 Reporting
6. Normal Year Water Supply Characterization
7. Water Service Reliability and Drought Risk Assessment
8. Water Shortage Contingency Planning
9. Demand Management Measures

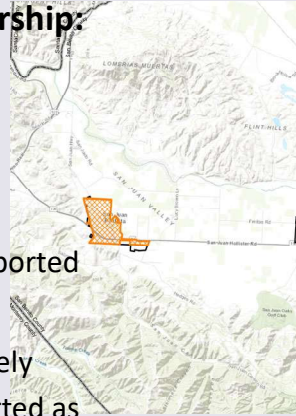


4

Water Systems

- **SBUA UWMP is a regional partnership:**

- San Benito County Water District
- City of Hollister
- Sunnyslope County Water District
- NEW: City of San Juan Bautista



- Current water demand and supply is reported separately (on DWR recommendations)
- Future water demand reported separately
 Water supply, and reliability to be reported as a region



5

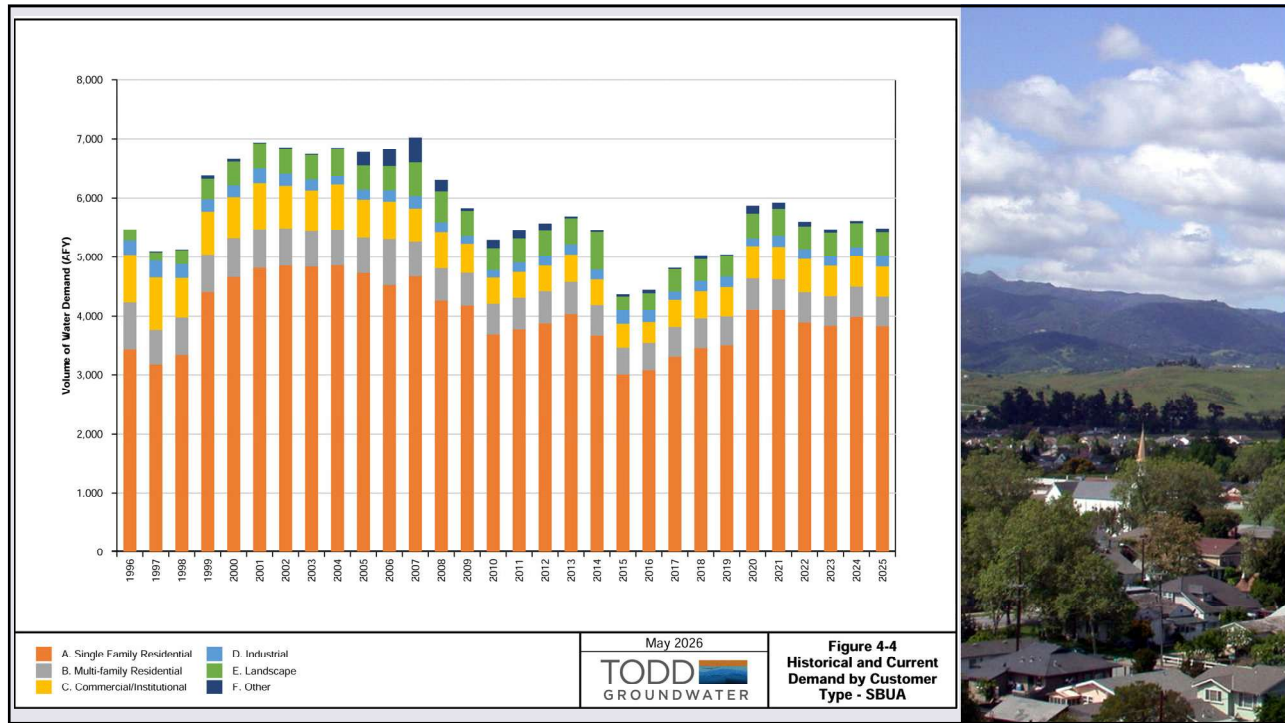
Water Demand

- UWMP documents water demand by user type for each service area
- Future water demand consistent with Master Plan
- Hollister and Sunnyslope have met the SB X7-7 2020 Targets (gallons per capita per day), SJB does not have 2020 Targets. No targets required for SJB

	Target	Actual
Hollister	119	114
Sunnyslope	143	119





6



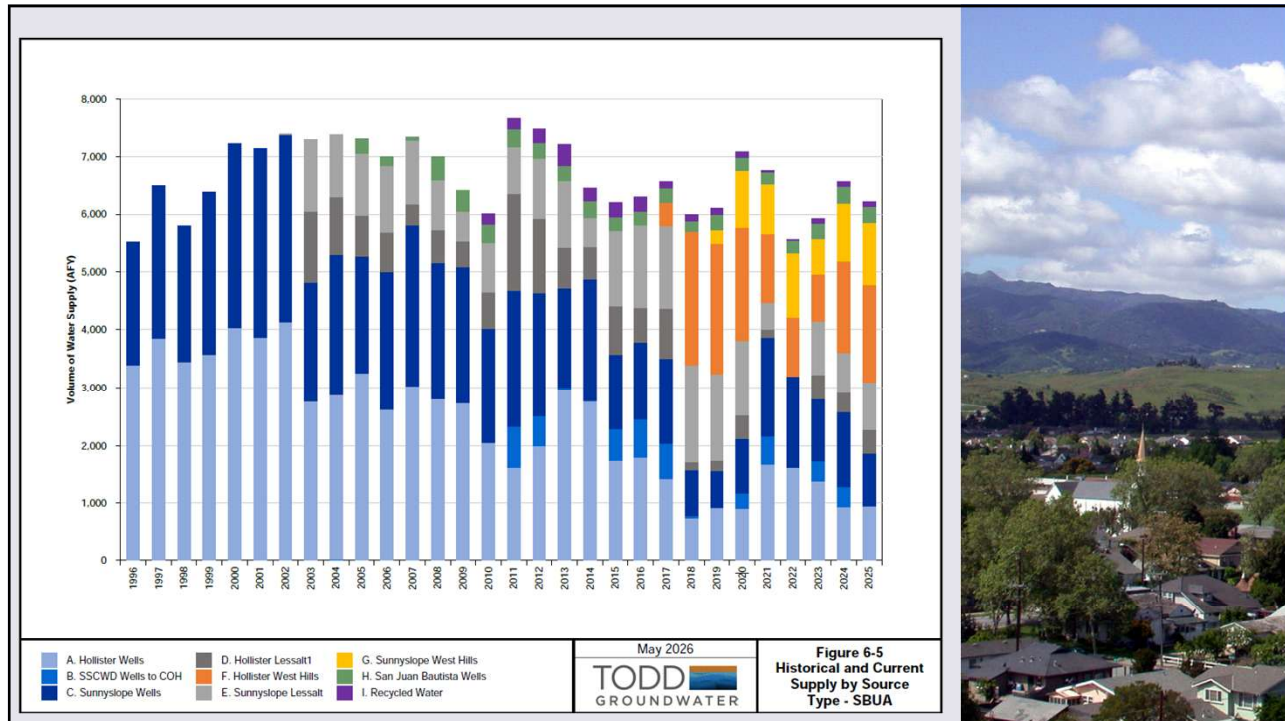
7

Water Supply

- **CVP M&I Supply**
 - Treated by Water Treatment Plants (Lessalt and West Hills)
 - Good quality
 - Reduced during drought
- **Groundwater**
 - Available as a reserve during droughts
 - Poor water quality
 - Must be blended with CVP to achieve goals
- **Recycled Water**
 - Drought resistant
 - Limited volume
 - Limited uses

8



9

Water Shortage Contingency Plan


- WSCP developed for the SBUA, now including SJB
- Provides New Annual Water Supply and Demand Assessment
 - Defining decision-making process and annual timeline
 - In conjunction with SGMA annual report
- Calculates effectiveness of each response action using:
 - Demand reduction during previous drought
 - Studies of demand reduction
 - Estimated demand reduction scaled to population

TODD GROUNDWATER

10

Water Shortage Contingency Plan

- Supply can be temporarily augmented by increasing proportion of groundwater to CVP water in blending
- Communication protocols for each stage
- Same as previous WSCP:
 - Response Actions
 - Compliance and Enforcement
 - Monitoring, Reporting, and WSCP Refinement
 - Legal Authorities



11

Keys to a Reliable Supply

- Blend groundwater with CVP water to achieve delivered water quality goals
- Maximize use of CVP supply when available
- Prioritize Health and Safety over irrigation during drought
- Continue water conservation programs and programs to reduce water system losses



12

Next Steps

- Public Hearings
 - City of Hollister June 15, 2026
 - City of San Juan Bautista June 16, 2026
 - Sunnyslope WD June 23, 2026
 - SBCWD June 24, 2026
- Adoption
- DWR Submittal by July 1, 2026
 - On file with the California State Library
 - Tables and data uploaded to the portal
 - PDF submitted electronically



13

Questions?



14

NOTICE OF PUBLIC HEARING

**2025 URBAN WATER MANAGEMENT PLAN
UPDATE SAN BENITO COUNTY WATER
DISTRICT**

NOTICE IS HEREBY GIVEN that the City Council of the City of Hollister, the City Council of the City of San Juan Bautista, the Board of Directors of the Sunnyslope County Water District and the Board of Directors of the San Benito County Water District have received the 2025 Urban Water Management Plan Update.

NOTICE IS FURTHER GIVEN that the City Council of the City of Hollister, the City Council of the City of San Juan Bautista, the Board of Directors of the Sunnyslope County Water District and the Board of Directors of the San Benito County Water District, will hold Public Hearings on the dates and times listed below, for the purpose of receiving comment on said report. Upon close of the public hearing, each agency will consider approval of a resolution to adopt the 2025 Urban Water Management Plan Update.

- City of Hollister, City Council Chambers, City Hall,
375 Fifth Street, Hollister, CA
Monday, June 15, 2026, at 6:30 p.m.

- City of San Juan Bautista, City Council Chambers,
311 Second Street, San Juan Bautista, CA
Tuesday, June 16, 2026, at 5:30 p.m.

- Sunnyslope County Water District, Board Room,
3570 Airline Highway, Hollister, CA
Tuesday, June 23, 2026, at 5:15 p.m.

- San Benito County Water District, Board Room,
30 Mansfield Road, Hollister, CA
Wednesday, June 24, 2026, at 5:00 p.m.

Said report is available for examination at: the City of Hollister, 375 Fifth Street, Hollister, Monday through Friday, 8:30 a.m. to 4:30 p.m. and on their website at: <https://hollister.ca.gov/>; the City of Hollister, Public Works Department, 1321 South Street, Hollister; at the City of San Juan Bautista, 311 Second Street, San Juan Bautista and on their website at www.san-juan-bautista.ca.us/; Sunnyslope County Water District's office, 3570 Airline Highway, Hollister, Monday through Friday, 8:00 a.m. to 5:00 p.m. and on their website at www.sunnyslopewater.org/; and at the San Benito County Water District's Office, 30 Mansfield Road, Hollister, California, Monday through Friday, from 8:00 a.m. to 5:00 p.m. and on their website at www.sbcwd.ca.gov.

CITY COUNCIL
CITY OF HOLLISTER

CITY COUNCIL
CITY OF SAN JUAN BAUTISTA

BOARD OF DIRECTORS
SUNNYSLOPE COUNTY WATER DISTRICT

BOARD OF DIRECTORS
SAN BENITO COUNTY WATER DISTRICT

Run: 6/22, 6/29
(Pub HF 5/22, 5/29)

Staff Report

Agenda Item: I - 2

DATE: June 15, 2026 (June 23, 2026 Meeting)

TO: Board of Directors

FROM: General Manager, Drew A. Lander P.E.
Finance Dept. Dana Sullivan & Barry Kelly

SUBJECT: Adoption Of Resolution No. 620 Amending The District Miscellaneous Fees And Charges For Services (Not a project per CEQA Article 18, Section 15373.)

RECOMMENDATION:

Adopt Resolution No. 620 approving the General Manager to amend the Miscellaneous Fees and Charges Schedule to be effective July 1, 2026.

BACKGROUND:

The District maintains a schedule of miscellaneous fees and charges to recover the costs associated with providing specialized services to customers, developers, contractors, and property owners. Many of the District's current miscellaneous fees were last updated in 2015 and no longer reflect the actual costs incurred by the District to provide these services. Over the past eleven years, labor costs, employee benefits, fuel costs, vehicle expenses, equipment replacement costs, administrative overhead, materials, and regulatory requirements have increased significantly.

The purpose of updating fees and charges is to ensure the District is collecting the true cost of providing a service to its customers. The update increases meter set fees for new water customers and this increase is due to the increase the District pays for water meters.

To ensure other revenues do not need to subsidize these services District staff completed a comprehensive cost recovery analysis of each miscellaneous fee. The analysis evaluated direct labor, vehicle expenses, equipment costs, materials, administrative support, and associated overhead costs necessary to perform each service. The proposed fees are intended to recover the District's actual cost of providing the service and do not generate revenue beyond cost recovery.

The following table compares the current fees with the Proposed fees to become effective on July 1, 2027

Service	Current Fee	Proposed Fee
Meter Installation 5/8", 3/4", 1"	\$405	\$710
Meter Installation 1.5"	\$685	\$1,859
Meter Installation 2"	\$880	\$2,115
Meter Installation 3"	TBD	\$4,043
Sewer Inspection Fees Single and Multi-Family Unit	\$25	\$149
Sewer Inspection Fees 2-Family Unit	\$50	\$297
Sewer Inspection Fees 3-Family Unit	\$75	\$371
Administrative Collection Fee	\$10	\$25
Reconnection Fee	\$50	\$60
Call-Out Fee	\$175	\$225
Returned Check Fee	\$30	\$36
Property Lien Filing Fee	\$50	\$130

Meter Installation Fees

Meter installation fees are charged to recover the cost of installing new water service connections. The fee calculations include field staff labor, office staff processing time, vehicle operating expenses, equipment usage, materials, administrative overhead, and contingency allowances. Larger meters require additional labor, equipment, materials, and installation time, resulting in higher installation costs. For example, the proposed 2-inch meter installation fee of \$2,115 includes, office staff processing and, two field employees performing installation work, vehicle operating costs and travel expenses, meter, fittings, valves, installation materials, equipment utilization costs, administrative overhead, and contingency for unforeseen field conditions. For comparison, a 2-inch meter costs the district over \$1400 just to purchase it with the installation materials, greatly exceeding the current charged fee of \$880.

Sewer Inspection Fees

Sewer inspection fees are assessed to recover the cost of plan review, field inspections, travel time, administrative processing, and documentation required to ensure compliance with District standards. The proposed fees reflect the actual staff time required to inspect and approve sewer installations.

Administrative Collection Fee

The Administrative Collection Fee is charged when District staff perform additional collection activities beyond normal billing functions, including account research, customer notifications, and administrative processing associated with delinquent accounts.

Reconnection Fee

The Reconnection Fee recovers the labor and administrative costs associated with restoring service after disconnection for non-payment or customer-requested service interruption.

After-Hours Call-Out Fee

The After-Hours Call-Out Fee recovers the cost of responding to customer requests outside normal business hours, including staff overtime, vehicle use, and operational response costs.

Returned Check Fee

The Returned Check Fee recovers banking charges, administrative processing time, and account reconciliation efforts associated with returned payments.

Property Lien Filing Fee

The Property Lien Filing Fee recovers the costs associated with preparing, processing, recording, tracking, and releasing liens for delinquent utility accounts, including County recording fees and administrative staff time.

FINANCIAL IMPACT

The proposed fees are designed to improve cost recovery and reduce the subsidization of specialized services by the District's general customer base. Adoption of the proposed fee schedule will better align fees with actual service delivery costs and support the District's long-term financial sustainability.

ENVIRONMENTAL REVIEW:

The proposed action is not a project as defined by the California Environmental Quality Act per Article 18, Section 15373.

ATTACHMENTS:

- 1) Resolution No. 620

**RESOLUTION NO. 620
OF THE SUNNYSLOPE COUNTY WATER DISTRICT
AMENDING DISTRICT FEES AND CHARGES FOR SERVICES**

WHEREAS, the Board of Directors (“Board”) of the Sunnyslope County Water District (“District”) finds as follows:

- A. This resolution is enacted pursuant to Sections 30000 and following the California Water Code and Section 66016 of the California Government Code.
- B. This resolution is considered for action by the Board of Directors at a regularly scheduled and noticed meeting. At least 3 days prior to the Board Meeting the District made available to the public data indicating the amount of cost, or estimated cost, required to provide the services for which the fees and charges are levied.
- C. The purpose of this resolution is to update District fees and charges for services to recover the cost of providing these services to customers within the District.
- D. District fees and charges for services were last amended by Ordinance No. 536 on February 17, 2015.
- E. The amended miscellaneous fees and charges are for the purpose of meeting administrative costs and do not involve rates or delivery charges or fixed monthly charges for water delivery or treatment or wastewater collection or treatment. These fees and charges are imposed as a condition of providing administrative services requested or required by the District’s customers.
- F. The Board finds, that adoption of this resolution is statutorily exempt from the requirements of the California Environmental Quality Act (“CEQA”) pursuant to Article 18, Section 15273 of the State CEQA Guidelines.
- G. Fees or charges adopted by this resolution are not imposed upon real property or upon persons as an incident of real property ownership.
- H. The fees and charges adopted by this resolution will not exceed the estimated reasonable costs of providing the services for which the fees or charges are imposed.
- I. The impact fees adopted by this resolution will be imposed within the District’s existing service area as adopted by law.
- J. No written requests are on file with the District for mailed notice of meetings on new or increased fees or service charges pursuant to Government Code Section 66016.

NOW, THEREFORE, BE IT RESOLVED AND ORDERED, the Sunnyslope County Water District Board of Directors hereby adopts the amended fees and charges for services attached hereto as Appendix A and incorporated in this resolution:

Section One. **Findings.** The Findings set forth above are incorporated into this Resolution as if set forth in full.

Section Two. **Effective Date.** This Resolution shall take effect July 1, 2026.

Section Three. **Severability.** If any subdivision, paragraph, sentence, clause or phrase of this Resolution is, for any reason, held to be invalid or unenforceable by a court of competent

jurisdiction, such invalidity shall not affect the validity or enforcement of the remaining portions of this Resolution. It is the District's express intent that each remaining portion would have been adopted irrespective of the fact that one or more subdivisions, paragraphs, sentences, clauses, or phrases be declared invalid or unenforceable.

THE FOREGOING RESOLUTION was approved and passed by the following vote of the Board of Directors of the Sunnyslope County Water District, at a regular meeting of said Board held on June 23, 2026.

AYES:

NAYS:

ABSTAIN:

ABSENT:

SUNNYSLOPE COUNTY WATER DISTRICT

Mike Alcorn, President

(Seal)

ATTEST:

Drew A. Lander, General Manager/
Secretary of the Board of Directors

Appendix A

District Code Section	Description	Amount
Chapter 3.40 – Rates, Charges and Billing Procedures		
3.40.020 Service and meter installation charge.	Meter installation charge: 5/8" x 3/47" 1" meter 1 ½" meter 2" meter 3" Meter	\$ 710 \$ 710 \$ 1,859 \$ 2,115 \$ 4,043
3.40.080 Inspection fees.	A. Fee to cover administrative, engineering, and legal costs for inspection of new infrastructure construction or development within District boundaries: Sewer Inspection Fee Single & Multi-Family Units Sewer Inspection Fee 2-Family Unit Sewer Inspection Fee 3-Family Unit	\$ 149 \$ 279 \$ 371
3.40.330 Administrative collection fee.	Fee charged for each shutoff notice mailed or each door hanger delivered during the collection cycle.	\$ 25
3.40.340 Reconnection charge.	Fee charged to reconnect service that has been discontinued by the customer or by the District due to nonpayment.	\$ 60
3.40.350 Call-out fee.	Fee charged when customer calls District staff out to start service or restore service after 3:00 p.m. on normal business days, or during holiday and weekends.	\$ 225
3.40.420 Returned check fee.	Fee charged when a customer's payment is returned by the bank as uncollected for any reason.	\$ 36
3.40.440 Property lien filing fee.	Fee charged to a customer each time the District files a lien for money due on a delinquent account for that customer.	\$ 130
Chapter 4.30 – Capacity, Rates, and Service Charges.		
4.30.080 Administrative collection fee.	Fee charged for each shutoff notice mailed or each door hanger delivered during the collection cycle.	\$ 25
4.30.090 Call-out fee.	Fee charged when customer calls District staff out to start service or restore service after 3:00 p.m. on normal business days, or during holiday and weekends.	\$ 225
4.30.100 Returned check fee.	Fee charged when a customer's payment is returned by the bank as uncollected for any reason.	\$ 36
4.30.110 Property lien filing fee.	Fee charged to a customer each time the District files a lien for money due on a delinquent account for that customer.	\$ 130
4.30.170 Disconnection – Deposit required for reconnection.	Fee charged to reconnect service that has been discontinued due to delinquency.	\$ 60

Staff Report

Agenda Item: I-3

DATE: June 18, 2026 (June 23, 2026 Meeting)

TO: Board of Directors

FROM: General Manager, Drew A. Lander P.E.
Finance Department, Dana Sullivan & Barry Kelly

SUBJECT: Approval Of Resolution No. 621 Accepting And Adopting The Fiscal Year 2026-27 Operations Budget And Capital Budget (Not A Project Per CEQA Article 20, Section 15378.)

RECOMMENDATION:

The Finance Committee recommends that the Board of Directors review and adopt Resolution No. 621 approving the Fiscal Year 2026-27 Operating and Capital Budget, effective July 1, 2026.

The Fiscal Year 26-27 Budget Summary (Excluding Non-Budgeted Accounts) is attached.

SUMMARY:

On two occasions, April 30 and June 5, 2026, the Finance Committee met to review the Proposed Fiscal Year 2026-27 Operating and Capital Budget. Following a detailed review and discussion, the Finance Committee recommended the Board of Directors consider and adopt the budget as presented.

The Fiscal Year 2026-27 Budget incorporates a 4% water rate increase effective July 1, 2026. This proposed increase is half of the approved increase authorized in August 2024 by the Board adoption of the current rate model prepared by Raftelis Financial Consultants. While the District's previously adopted rate structure predicted an additional 8% adjustment this year, there have been significant improvements that have reduced our financial exposure this operating season and moving forward. Through a combination of operational efficiencies, cost-saving measures, improved departmental cost allocations, and reduced cost of imported water through San Benito County Water District we will be able to deliver water for less expense this year.

The proposed 4% adjustment reduces the burden at a time when customers are in need of relief, while continuing to support the District's long-term financial sustainability. The Finance Committee considered a 0% rate increase for this operating year; however this consideration was ultimately abandoned after discussing regional events that affect operating costs. A rate adjustment remains necessary to maintain pace with inflation, and inflationary pressure will remain the basis of future rate considerations. The District continues to experience increasing costs associated with healthcare benefits,

PG&E energy charges, regulatory compliance requirements, infrastructure maintenance, and inflationary pressures affecting materials, equipment, and contracted services. The proposed 4% increase is intended to help offset these rising costs while maintaining reliable service, supporting critical infrastructure investments, and reducing the District's historical reliance on non-operating revenues such as investment earnings.

The FY27 budget reflects the following noteworthy items:

1. The FY27 budget projects a combined Net Operating Income (NOI) of approximately \$84,900 when excluding interest income and other non-operating revenues. The positive results consist of approximately \$23k in Water Operations NOI and approximately \$62k in Wastewater Operations NOI. These results demonstrate substantial progress toward aligning operating revenues with the true cost of providing water and wastewater services and represent an improvement over the prior year.
2. The FY27 budget includes total appropriations of approximately \$22.37 million, consisting of \$14.65 million for Water Enterprise Operations, \$2.04 million for Wastewater Enterprise Operations, and \$5.69 million for Capital Projects and Infrastructure Improvements. These appropriations are intended to maintain operational reliability, regulatory compliance, infrastructure investment, debt obligations, and long-term financial sustainability.
3. Water production will benefit from reductions in San Benito County Water District (SBCWD) raw water and reliability charges that took effect in March 2026 after SBCWD's adoption of a new water rate model for imported water. This rate reduction was an important change, combined with operational efficiencies implemented in the past year, that positively impacted the District's financial outlook. These two changes account for the 4% reduction in the financial prediction of the Rafaelis Model.
4. The FY27 budget reflects enhanced financial transparency by excluding investment income from operational budgeting calculations. Historically, interest earnings were included in operating analyses, which masked structural operating deficits. By separating operating performance from non-operating revenues, the budget provides a more accurate representation of the District's financial condition and the actual cost of providing utility services.
5. The FY27 budget incorporates a wastewater flat rate of \$126.50 per month throughout the Sunnyslope sewer service area, which would align sewer service rates with those currently charged within the Gavilan Sewer service area, subject to completion of all required Proposition 218 proceedings and final Board approval. The inclusion of this proposed rate within the budget demonstrates that the District can support a reduction from the current monthly rate of \$137.25 to \$126.50 while continuing to maintain operational sustainability, regulatory compliance, and service reliability.

ENVIRONMENTAL IMPACT:

The proposed action is not a project as defined by the California Environmental Quality Act per Article 20, Section 15378.

ATTACHMENTS:

1. Resolution 621 – Budget Adoption FY2027
2. FY2027 Budget Summary
3. FY2027 Capital Project List

RESOLUTION NO. 621

A RESOLUTION OF THE BOARD OF DIRECTORS OF SUNNYSLOPE COUNTY WATER DISTRICT ADOPTING THE FISCAL YEAR 2026-27 OPERATING AND CAPITAL BUDGET

WHEREAS, the Sunnyslope County Water District Board of Directors held a Regular Meeting on June 23, 2026, to review the recommended Fiscal Year 2026-27 Operating and Capital Budget; and

WHEREAS, copies of the proposed Fiscal Year 2026-27 budget documents were made available for public review and inspection prior to adoption; and

WHEREAS, the District's budget was developed in accordance with applicable provisions of the California Government Code, enterprise fund accounting principles, debt obligations, capital project planning, and sound fiscal management practices; and

WHEREAS, the proposed budget incorporates projected operating revenues, operating expenditures, capital improvement funding, debt service obligations, and enterprise fund activities for the period of July 1, 2026, through June 30, 2027; and

WHEREAS, the District maintains enterprise operations associated with water treatment, water distribution, wastewater collection, wastewater treatment, customer service, administrative operations, debt service obligations, and capital infrastructure investments; and

WHEREAS, the District's budget includes appropriations necessary to maintain regulatory compliance with requirements established by the State Water Resources Control Board, Division of Drinking Water, Regional Water Quality Control Board, and other applicable local, state, and federal regulatory agencies; and

WHEREAS, the Fiscal Year 2026-27 Budget is intended to maintain operational reliability, financial stability, infrastructure investment, and long-term sustainability of District utility services while balancing impacts to District ratepayers; and

WHEREAS, the Board of Directors has reviewed the Fiscal Year 2026-27 Budget and sustains the fund appropriations as provided here in:

Description	FY 2026-27 Appropriation
Water Enterprise Operations	\$14,645,700.00
Wastewater Enterprise Operations	\$2,041,300.00
Capital Projects & Infrastructure Improvements	\$5,686,000.00
Total FY27 Appropriations:	\$22,373,000.00

NOW, THEREFORE, BE IT RESOLVED, by the Board of Directors of the Sunnyslope County Water District as follows:

1. The Fiscal Year 2026-27 Operating and Capital Budget is hereby adopted.
2. District staff are authorized to make administrative budget adjustments that do not significantly alter Board policy direction or materially affect year-end reserve balances.
3. The District's reserve funding allocations, debt service appropriations, investment allocations, and

enterprise fund appropriations included within the Fiscal Year 2026-27 Budget are hereby approved.

4. The District's capital improvement appropriations identified within the Fiscal Year 2026-27 Budget are hereby authorized as subject to applicable purchasing policies and project approvals.

5. The General Manager, Finance Manager, or designee, is authorized to administer the adopted budget in accordance with District policies, applicable laws, and operational requirements.

THE FOREGOING RESOLUTION No. 621 upon a motion by Director _____ and second by Director _____ is duly adopted this 23rd day of June 2026, by the following vote:

AYES:

NAYS:

ABSTAIN:

ABSENT:

SUNNYSLOPE COUNTY WATER DISTRICT

By: _____
Mike Alcorn, President

(S E A L)

ATTEST:

Drew A. Lander, General Manager/
Secretary of the Board of Directors



Sunnyslope Water District

BUDGET | FY 26-27

Financial Type	Measure	Board of Directors	City of Hollister - Sewer	Customer Service	General & Administrative	Lessalt	San Benito Foods	West Hills	Wastewater Treatment	Wastewater Collection	Water Distribution	Water Production	Water Operations Total	Wastewater Operations Total	Grand Total
Revenue															
	Sum of FY 26 Projection	-	254,233	44,579	-	1,034,833	413,695	2,430,537	(144,071)	1,964,698	9,596,256	-	13,300,675	2,438,155	15,738,830
	Sum of FY 26 Budget	-	240,000	34,000	-	1,460,000	585,000	2,755,000	-	2,022,000	9,606,000	-	14,032,200	2,659,800	16,692,000
	Sum of FY 27 Budget	-	250,000	31,000	-	1,066,000	-	2,790,000	(233,500)	2,048,000	10,595,000	-	14,650,800	2,129,200	16,780,000
	Budget to Projection Change	-	-2%	-30%	-	3%	N/A	15%	-62%	4%	10%	-	10%	-13%	7%
Cost of Goods															
	Sum of FY 26 Projection	(27,616)	-	(462,578)	(1,619,668)	(329,367)	(250,633)	(463,032)	(144,071)	(63,605)	(955,916)	(50,760)	(3,486,484)	(880,162)	(4,366,646)
	Sum of FY 26 Budget	(32,000)	-	(445,500)	(1,509,000)	(327,500)	(110,000)	(507,500)	(135,000)	(80,000)	(806,000)	(62,500)	(3,292,700)	(722,300)	(4,015,000)
	Sum of FY 27 Budget	(32,000)	-	(510,500)	(1,562,000)	(347,000)	-	(490,000)	(233,500)	(209,000)	(905,000)	(53,000)	(3,442,900)	(899,100)	(4,342,000)
	Budget to Projection Change	-16%	-	-10%	4%	-5%	N/A	-6%	-62%	-229%	5%	-4%	1%	-2%	1%
Expenses															
	Sum of FY 26 Projection	-	-	(224,170)	(1,183,368)	(2,299,798)	(266,063)	(5,397,039)	(727,803)	(158,142)	(1,396,253)	(455,925)	(10,675,046)	(1,433,515)	(12,108,561)
	Sum of FY 26 Budget	-	-	(211,000)	(1,188,000)	(3,043,000)	(259,000)	(5,885,500)	(820,000)	(108,000)	(1,526,000)	(418,000)	(11,994,700)	(1,466,800)	(13,461,500)
	Sum of FY 27 Budget	-	-	(229,500)	(1,118,500)	(2,545,000)	-	(5,352,000)	(721,500)	(177,000)	(1,709,500)	(492,000)	(11,176,900)	(1,168,100)	(12,345,000)
	Budget to Projection Change	-	-	-2%	5%	-11%	N/A	1%	1%	-12%	-22%	-8%	-5%	19%	-2%
Other															
	Sum of FY 26 Projection	-	-	-	-	207,079	-	-	-	138,997	3,422,659	-	3,588,322	180,412	3,768,734
	Sum of FY 26 Budget	-	-	-	259,000	-	-	-	-	94,000	563,000	-	770,200	145,800	916,000
	Sum of FY 27 Budget	-	-	-	209,000	-	-	-	-	84,000	579,000	-	746,200	125,800	872,000
Net Income															
	Sum of FY 26 Projection	(27,616)	254,233	(642,170)	(2,595,557)	(1,594,332)	(103,002)	(3,429,534)	(871,874)	1,881,948	10,666,746	(506,684)	2,727,467	304,890	3,032,357
	Sum of FY 26 Budget	(32,000)	240,000	(632,500)	(2,438,000)	(1,910,500)	216,000	(3,641,000)	(955,000)	1,928,000	7,837,000	(480,500)	(485,000)	616,500	131,500
	Sum of FY 27 Budget	(32,000)	250,000	(709,000)	(2,471,500)	(1,826,000)	-	(3,052,000)	(955,000)	1,746,000	8,559,500	(545,000)	777,200	187,800	965,000
Net Operating Income (NOI) Excluding Non-Budgeted Items & Interest Income															
	FY 26 Projection	(24,903)	254,233	(642,170)	(2,583,230)	(1,402,166)	(103,002)	(3,134,202)	(871,856)	1,736,471	6,488,220	(501,391)	(908,473)	124,478	(783,995)
	FY 26 Budget	(32,000)	240,000	(632,500)	(2,701,000)	(1,910,500)	216,000	(3,641,000)	(955,000)	1,834,000	7,274,000	(480,500)	(1,259,200)	470,700	(786,500)
	FY 27 Budget	(32,000)	250,000	(709,000)	(2,681,500)	(1,826,000)	-	(3,052,000)	(955,000)	1,654,900	7,980,500	(545,000)	22,900	62,000	84,900
	Budget to Projection Change	-28%	-2%	-10%	-4%	-30%	N/A	3%	-10%	-5%	23%	-9%	103%	-50%	111%

Notes: Sewer rate adjustment, 126.50 residential rate; 4% rate increase Water Rates

SUNNYSLOPE COUNTY WATER DISTRICT CAPITAL IMPROVEMENT PROJECTS
FY 2026 / 2027

San Benito Urban Area Projects 1/2 Cost	Project	Department	26/27
SBUA 1	SBCWD Tranches for Lessalt & West Hills	SBUA	\$ 1,181,721
SBUA 2	ADRoP Project	SBUA	\$ 287,700
SBUA 21	Treated Water Tank Inspections (Clear Wells)		\$ 7,500
SBUA 23	Lessalt Backwash Water Pump to Hollister Conduit		\$ 40,000
SBUA Sub-Total			\$ 1,516,921
Water Supply & Treatment	Project	Department	26/27
WS&T 9	Cr-VI at Well 7	WS&T	\$ 100,000
WS&T 10	Cr-VI at Well 5	WS&T	\$ 750,000
WS&T 11	Cr-VI at Well 8	WS&T	\$ 750,000
WS&T Sub-Total			\$ 1,600,000
Water Distribution	Project	Department	26/27
WD 2	New Enterprise Booster Station - In Progress	WD	\$ 150,000
	New Enterprise Garage Development - In Progress		\$ 750,000
WD 3	Upgrade Airline Highway Booster Station SCADA	WD	\$ 60,000
WD 9	Water Meter AMI Radio Network and Upgrades - In Progress	WD	\$ 300,000
WD 15	Connect Fairview Tank Solar to Grid through Meter	WD	\$ 30,000
WD 21	Gate Valve Replacement	WD	\$ 400,000
WD 25	SCADA Panel Upgrades for tanks and interties	WD	\$ 75,000
WD 26	Storage Tanks Inspections	WD	\$ 20,000
WD 28	Foxhill & Lessalt Blending Station - In Progress		\$ 350,000
WD 29	Turf Removal & Conservation - Continuous		\$ 200,000
WD Sub-Total			\$ 2,335,000
Foxhill Zone	Project	Department	26/27
FH 4	Mega Consolidation - In Progress	WIS	\$ 50,000
FH 6	Harbern Way Improvements - In Progress	WIS	\$ 50,000
FH 7	Meter Replacement - In Progress	WIS	\$ 138,000
FH 14	Stonegate Tank SCADA	WD	\$ 80,000
FH 22	Tansfer RMK landscape meters adjacent to pipes to FXH	WD	\$ 15,000
WIS Sub-Total			\$ 318,000
Wastewater Treatment	Project	Department	26/27
WWT 2	Pond 6 Lift Station Wet Well, Pump, Electrical	WWT	\$ 165,000
WWT 4	Convert Wastewater SCADA from Wonderware to Ignition	WWT	\$ 60,000
WWT 7	New Monitoring Wells	WWT	\$ 200,000
WWT 12	SBR Loan Payments		\$ 760,000
WWT Sub-Total			\$ 1,185,000
Wastewater Collection	Project	Department	26/27
WWC 9	Spot Repairs & CCTV Inspection	WWC	\$ 200,000
WWC Sub-Total			\$ 200,000
Administration	Project	Department	26/27
AD 4	Replace floor electrical and re-carpet District Office	AD	\$ 48,000
AD Sub-Total			\$ 48,000
ANNUAL TOTAL			\$ 5,686,000
	SAN BENITO URBAN AREA (SBUA)		\$ 1,516,921
	WATER SUPPLY & TREATMENT (WS&T)		\$ 1,600,000
	WATER DISTRIBUTION (WD)		\$ 2,335,000
	FOXHILL ZONE (FH)		\$ 318,000
	WASTEWATER TREATMENT (WWT)		\$ 1,185,000
	WASTEWATER COLLECTION (WWC)		\$ 200,000
	ADMINISTRATION (AD)		\$ 48,000
SSCWD BUDGET			\$ 5,686,000

Water Capacity Fee Projects Costs	26/27 \$ 2,874,421
Sewer Capacity Fee Project Costs	\$ 1,185,000
Revenue Funded CIP projects: Board Reserves	\$ 533,500